



MID PENN BANCORP^{INC.}

2011 Annual Report to Shareholders

Three years ago, the Mid Penn Board of Directors reaffirmed its commitment to make Mid Penn THE best bank in Central Pennsylvania – THE best bank for shareholders, for customers and for employees. In 2011, we took a big step toward accomplishing this objective. Despite an abundance of external challenges, we increased income available to common shareholders by 80% over 2010. Based on that income, we were able to pay a dividend in each quarter of 2011, bolster much needed capital and help position Mid Penn for even greater success and viability in the future.

The 2011 profitability formula was fundamental – build revenue, control expenses and improve asset quality. Through our relationship building efforts, total revenues grew even as the noninterest income component was suppressed by the implementation of certain provisions of the 2010 “Dodd-Frank Act.” Following a “mission-critical-only” spending policy, we also had success on the expense side of the income statement. One notable expense decrease was in the provision for loan and lease losses. Asset quality, specifically loan quality, improved during 2011. As a community bank, our success is always directly related to our asset quality. We are cautiously optimistic about the integrity of the loan portfolio and are working diligently to keep the trends moving in a positive direction.

Attaining greater income, however, is not enough to make us THE best bank in Central PA.

To be THE best bank in Central PA, we need to have a strong retail delivery system. For our retail branch network, that means modern and efficient facilities in locations convenient to our customers. While we did not add new locations in 2011, we did modernize and bring efficiencies to many, including Millersburg, Camp Hill and Dauphin. For our electronic network, we implemented improvements to both our telephone and online banking systems with the goal of giving each customer 24/7/365 access.

To be THE best bank in Central PA, we have to commit to making high quality loans in the communities we serve. In 2011, we originated nearly 600 new loans totaling \$131,000,000!

To be THE best bank in Central PA, we need to develop strong partnerships that allow us to deliver best-in-class products and services to our customers. In 2011, we began offering affordable, high quality insurance products to our customers after developing a relationship with an industry

expert. We also began offering high quality investment advisory services through our Trust and Wealth Management group after finalizing a relationship with one of Central PA’s best advisory firms. We added VA and Quicken loans to our residential mortgage product offerings, giving our customers greater flexibility in both price and structure.

To be THE best bank in Central PA, we need to have a well-trained and motivated work force. In 2011, our Mid Penn College added eight new courses, bringing the total to 37. These courses support several programs designed to help any employee become more productive, including a Professional Development Program and a Consumer Loan Certification Program. Thirty-three employees received promotions in 2011, evidencing that the programs are working.

To be THE best bank in Central PA, we need to effectively use technology to increase speed and decrease costs. In 2011, we implemented file scanning for all loan and deposit files and paperless Board Meetings, providing better security while also saving paper, money and time. We also initiated a campaign to increase the number of customers opting for electronic statements. Doing so reduces paper, printing and mailing costs. While we recognize that not all customers are comfortable going electronic, we want to accommodate those who are and continue to educate those who are not.

And, to be THE best bank in Central PA, we have to demonstrate a commitment to the community. In 2011, we contributed both money and time to several community endeavors such as the Millersburg 4th of July Fireworks, United Way Day of Caring, Penn State Hershey Breast Center, Junior Achievement, United Cerebral Palsy, the American Cancer Society’s Relay for Life, the YMCA, the Ned Smith Center and more.

We are pleased to report our 2011 results to you. While we recognize that the future will have its own set of challenges, we are confident we have the plan and the team to deal with those challenges and continue our path to success. I thank you for your role in helping us to get there.



Rory G. Ritrievi
President and CEO

**UNITED STATES
SECURITIES AND EXCHANGE COMMISSION
WASHINGTON, DC 20549
FORM 10-K**

(Mark One)



ANNUAL REPORT PURSUANT TO SECTION 13 OR 15(d) OF THE SECURITIES EXCHANGE ACT OF 1934

For the fiscal year ended December 31, 2011

OR



TRANSITION REPORT PURSUANT TO SECTION 13 OR 15(d) OF THE SECURITIES EXCHANGE ACT OF 1934

For the transition period from _____ to _____

Commission file number 1-13677

MID PENN BANCORP, INC.

(Exact Name of Registrant as Specified in its Charter)

Pennsylvania
*(State or Other Jurisdiction of
Incorporation or Organization)*

25-1666413
*(I.R.S. Employer
Identification Number)*

349 Union Street
Millersburg, Pennsylvania
(Address of Principal Executive Offices)

17061
(Zip Code)

Registrant's telephone number, including area code **717.692.2133**

Securities registered pursuant to Section 12(b) of the Act:

Title of Each Class	Name of Each Exchange on Which Registered
Common Stock, \$1.00	The NASDAQ Stock Market, Inc.

Securities registered pursuant to Section 12(g) of the Act: None.

Indicate by check mark if the registrant is a well-known seasoned issuer, as defined in Rule 405 of the Securities Act. Yes No

Indicate by check mark if the registrant is not required to file reports pursuant to Section 13 or Section 15(d) of the Act. Yes No

Indicate by check mark whether the registrant: (1) has filed all reports required to be filed by Section 13 or 15(d) of the Securities Exchange Act of 1934 during the preceding 12 months (or for such shorter period that the registrant was required to file such reports), and (2) has been subject to such filing requirements for the past 90 days. Yes No

Indicate by check mark if disclosure of delinquent filers pursuant to Item 405 of Regulation S-K is not contained herein, and will not be contained, to the best of registrant's knowledge, in definitive proxy or information statements incorporated by reference in Part III of this Form 10-K or any amendment to this Form 10-K.

Indicate by check mark whether the registrant has submitted electronically and posted on its corporate Web site, if any, every Interactive Data File required to be submitted and posted pursuant to Rule 405 of Regulation S-T (§232.405 of this chapter) during the preceding 12 months (or for such shorter period that the registrant was required to submit and post such files). Yes No

Indicate by check mark whether the registrant is a large accelerated filer, an accelerated filer, a non-accelerated filer or a smaller reporting company. See definition of "large accelerated filer", "accelerated filer", and "smaller reporting company" in Rule 12b-2 of the Exchange Act. (Check One).

Large accelerated filer Accelerated Filer Non-accelerated Filer Smaller Reporting Company

Indicated by check mark whether the registrant is a shell company (as defined in Rule 12b-2 of the Act). Yes No

The aggregate market value of the registrant's voting and non-voting common equity held by non-affiliates computed by reference to the closing price of the common equity of \$8.20 per share, as reported by NASDAQ, on June 30, 2011, the last business day of the registrant's most recently completed second fiscal quarter was approximately \$28,551,777.

As of February 15, 2012, the registrant had 3,484,509 shares of common stock outstanding.

DOCUMENTS INCORPORATED BY REFERENCE

Portions of the registrant's definitive proxy statement to be used in connection with the 2012 Annual Meeting of Shareholders is incorporated herein by reference in partial response to Part III, hereof.

FORM 10-K
TABLE OF CONTENTS

	<u>PAGE</u>
<u>PART I</u>	
Item 1 - <u>Business</u>	3
Item 1A - <u>Risk Factors</u>	11
Item 1B - <u>Unresolved Staff Comments</u>	15
Item 2 - <u>Properties</u>	16
Item 3 - <u>Legal Proceedings</u>	16
Item 4 - <u>Mine Safety Disclosures</u>	16
<u>PART II</u>	
Item 5 - <u>Market for Registrant’s Common Equity, Related Shareholder Matters And Issuer Purchases of Equity Securities</u>	17
Item 6 - <u>Selected Financial Data</u>	19
Item 7 - <u>Management’s Discussion and Analysis of Financial Condition and Results of Operations</u>	20
Item 7A - <u>Quantitative and Qualitative Disclosure About Market Risk</u>	40
Item 8 - <u>Financial Statements and Supplementary Data</u>	41
Item 9 - <u>Changes In and Disagreements With Accountants on Accounting and Financial Disclosure</u>	84
Item 9A - <u>Controls and Procedures</u>	84
Item 9B - <u>Other Information</u>	84
<u>PART III</u>	
Item 10 - <u>Directors, Executive Officers and Corporate Governance</u>	85
Item 11 - <u>Executive Compensation</u>	85
Item 12 - <u>Security Ownership of Certain Beneficial Owners and Management and Related Shareholder Matters</u>	85
Item 13 - <u>Certain Relationships and Related Transactions, and Director Independence</u>	85
Item 14 - <u>Principal Accountant Fees and Services</u>	85
<u>PART IV</u>	
Item 15 - <u>Exhibits and Financial Statement Schedules</u>	86
<u>Signatures</u>	88
<u>EXHIBITS</u>	89

MID PENN BANCORP, INC.

PART I

ITEM 1. BUSINESS

The disclosures set forth in this Item are qualified by the section captioned “Special Cautionary Notice Regarding Forward-Looking Statements” contained in Part II, Item 7. Management’s Discussion and Analysis of Financial Condition and Results of Operations of this report and other cautionary statements set forth elsewhere in this report.

Mid Penn Bancorp, Inc.

Mid Penn Bancorp, Inc. is a one-bank holding company, incorporated in the Commonwealth of Pennsylvania in August 1991. Mid Penn Bancorp, Inc. and its wholly owned subsidiaries are collectively referred to herein as “Mid Penn” or the “Corporation.” On December 31, 1991, Mid Penn acquired, as part of the holding company formation, all of the outstanding common stock of Mid Penn Bank, and the Bank became a wholly owned subsidiary of Mid Penn. Mid Penn’s other wholly owned subsidiaries are Mid Penn Insurance Services, LLC and Mid Penn Investment Corporation. Mid Penn’s primary business is to supervise and coordinate the business of its subsidiaries and to provide them with capital and resources.

Mid Penn Investment Corporation engaged in investing activities. A decision was made to close the Mid Penn Investment Corporation, effective August 31, 2010 due to lack of activity within the subsidiary.

Mid Penn Insurance Services, LLC provided title insurance. Due to the lack of activity within this subsidiary, the decision was made to exit this line of business effective December 31, 2009. In August of 2010, Mid Penn Insurance Services, LLC was revived as a wholly-owned subsidiary of Mid Penn Bank to provide a wide range of personal and commercial insurance products.

Mid Penn’s consolidated financial condition and results of operations consist almost entirely of that of Mid Penn Bank, which is managed as a single business segment. At December 31, 2011, Mid Penn had total consolidated assets of \$715,383,000, total deposits of \$634,055,000, and total shareholders’ equity of \$53,452,000.

As of December 31, 2011, Mid Penn Bancorp, Inc. did not own or lease any properties. Mid Penn Bank owns or leases the banking offices as identified in Part I, Item 2.

All Mid Penn employees are employed by Mid Penn Bank. At December 31, 2011, the Bank had 175 full-time and 26 part-time employees. The Bank and its employees are not subject to a collective bargaining agreement, and the Bank believes it enjoys good relations with its personnel.

Mid Penn Bank

Millersburg Bank, the predecessor to Mid Penn Bank (the “Bank”), was organized in 1868, and became a state chartered bank in 1931, obtaining trust powers in 1935, at which time its name was changed to Millersburg Trust Company. In 1962, the Lykens Valley Bank merged with and into Millersburg Trust Company. In 1971, Farmer’s State Bank of Dalmatia merged with Millersburg Trust Company and the resulting entity adopted the name “Mid Penn Bank.” In 1985, the Bank acquired Tower City National Bank. In 1998, Mid Penn acquired Miners Bank of Lykens, which was merged into Mid Penn Bank. The Pennsylvania Department of Banking and the Federal Deposit Insurance Corporation supervise the Bank. Mid Penn’s and the Bank’s legal headquarters are located at 349 Union Street, Millersburg, Pennsylvania 17061. The Bank presently has 14 offices located in Dauphin, Northumberland, Schuylkill, and Cumberland Counties, Pennsylvania.

Mid Penn’s primary business consists of attracting deposits and loans from its network of community banking offices operated by the Bank. The Bank engages in full-service commercial banking and trust business, making available to the community a wide range of financial services, including, but not limited to, installment loans, personal loans, mortgage and home equity loans, secured and unsecured commercial and consumer loans, lines of credit, construction financing, farm loans, community development and local government loans and various types of time and demand deposits. Deposits of the Bank are insured by the Bank Insurance Fund of the FDIC to the maximum extent provided by law. In addition, the Bank provides a full range of trust services through its Trust Department. The Bank also offers other services such as Internet banking, telephone banking, cash management services, automated teller services and safe deposit boxes.

In addition, the Bank has a wholly-owned subsidiary, Mid Penn Insurance Services, LLC, which provides a wide range of personal and commercial insurance products.

Business Strategy

The Bank engages in a full-service commercial banking and trust business, making available to the community a wide range of financial services. These services are provided to small and middle-market businesses, high net worth individuals, and retail consumers through 14 full service banking facilities. The Bank seeks to develop long-term customer relationships, maintain high quality service and provide quick responses to customer needs. Mid Penn believes that an emphasis on local relationship building and its conservative approach to lending, are important factors in the success and growth of Mid Penn.

MID PENN BANCORP, INC.

The Bank seeks credit opportunities of good quality within its target market that exhibit positive historical trends, stable cash flows and secondary sources of repayment from tangible collateral. The Bank extends credit for the purpose of obtaining and continuing long-term relationships. Lenders are provided with detailed underwriting policies for all types of credit risks accepted by the Bank and must obtain appropriate approvals for credit extensions in excess of conservatively assigned lending limits. The Bank also maintains strict documentation requirements and extensive credit quality assurance practices in order to identify credit portfolio weaknesses as early as possible so any exposures that are discovered might be reduced.

Lending Activities

The Bank offers a variety of loan products to its customers, including loans secured by real estate, commercial and consumer loans. The Bank's lending objectives are as follows:

- to establish a diversified commercial loan portfolio; and
- to provide a satisfactory return to Mid Penn's shareholders by properly pricing loans to include the cost of funds, administrative costs, bad debts, local economic conditions, competition, customer relationships, the term of the loan, credit risk, collateral quality and a reasonable profit margin.

Credit risk is managed through portfolio diversification, underwriting policies and procedures and loan monitoring practices. The Bank generally secures its loans with real estate with such collateral values dependent and subject to change based on real estate market conditions within its market area. As of December 31, 2011, the Bank's highest concentration of credit is in Commercial Real Estate. Most of the Bank's business activity with customers was located in Central Pennsylvania, specifically in Dauphin, lower Northumberland, western Schuylkill, and eastern Cumberland Counties.

Investment Activities

Mid Penn's investment portfolio is used to improve earnings through investments of funds in higher-yielding assets than overnight funding alternatives, while maintaining asset quality, which provides the necessary balance sheet liquidity for Mid Penn. Mid Penn does not have any significant concentrations within investment securities.

Mid Penn's entire portfolio of investment securities is considered available for sale. As such, the investments are recorded on the balance sheet at fair value. Mid Penn's investments include US Treasury, agency and municipal securities that are given a market price relative to investments of the same type with similar maturity dates. As the interest rate environment changes, Mid Penn's fair value of existing securities will change. This difference in value, or unrealized gain, amounted to \$3,096,000, as of December 31, 2011. A majority of the investments are high quality United States and municipal securities that, if held to maturity, are expected to result in no loss to the Bank.

For additional information with respect to Mid Penn's business activities, see Part II, Item 7 of this report, which is incorporated herein by reference.

Sources of Funds

The Bank primarily uses deposits and borrowings to finance lending and investment activities. Borrowing sources include advances from the Federal Home Loan Bank of Pittsburgh and overnight borrowings from the Bank's customers and correspondent bank. All borrowings, except for the line of credit with the Bank's correspondent bank, require collateral in the form of loans or securities. Collateral levels, therefore, limit borrowings and the available lines of credit extended by the Bank's creditors. As a result, deposits remain critical to the future funding and growth of the business. Deposit growth within the banking industry has been subject to strong competition from a variety of financial services companies. This competition may require financial institutions to adjust their product offerings and pricing to adequately grow deposits.

Competition

The banking business is highly competitive, and the profitability of Mid Penn depends principally upon the Bank's ability to compete in its market area. The Bank actively competes with other financial services companies for deposit, loan, and trust business. Competitors include other commercial banks, credit unions, savings banks, savings and loan associations, insurance companies, securities brokerage firms, finance companies, mutual funds, and service alternatives via the Internet. Financial institutions compete primarily on the quality of services rendered, interest rates on loans and deposits, service charges, the convenience of banking facilities, location and hours of operation and, in the case of loans to larger commercial borrowers, relative lending limits.

Many competitors are significantly larger than the Bank and have significantly greater financial resources, personnel and locations from which to conduct business. In addition, the Bank is subject to banking regulations while certain competitors may not be. There are relatively few barriers for companies wanting to enter into the financial services industry. For more information, see the "Supervision and Regulation" section below.

MID PENN BANCORP, INC.

Mid Penn has been able to compete effectively with other financial institutions by emphasizing customer service. Mid Penn's customer service model is based on convenient hours, efficient and friendly employees, local decision making, and quality products. The Gramm-Leach-Bliley Act (see discussion below), which breaks down many barriers between the banking, securities and insurance industries, may significantly affect the competitive environment in which Mid Penn operates.

The flow of cash into mutual funds, much of which is made through tax deferred investment vehicles such as 401(k) plans, and a generally strong economy, have, until recently, fueled high returns for these investments, in particular, certain equity funds. The recent economic turmoil has negatively impacted the returns on many of these investments and impacted the manner in which investors distribute their funds across investment alternatives. The safety of traditional bank products has again become an attractive option during this period of market volatility. Mid Penn's ability to attract funds in the future will be impacted by the public's appetite for the safety of insured or local investments versus the returns offered by alternative choices as part of their personal investment mix.

Supervision and Regulation

General

Bank holding companies and banks are extensively regulated under both Federal and state laws. The regulation and supervision of Mid Penn and the Bank are designed primarily for the protection of depositors, the Deposit Insurance Fund, and the monetary system, and not Mid Penn or its shareholders. Enforcement actions may include the imposition of a conservator or receiver, cease-and-desist orders and written agreements, the termination of insurance on deposits, the imposition of civil money penalties and removal and prohibition orders. If a banking regulator takes any enforcement action, the value of an equity investment in Mid Penn could be substantially reduced or eliminated.

Federal and state banking laws contain numerous provisions affecting various aspects of the business and operations of Mid Penn and the Bank. Mid Penn is subject to, among others, the regulations of the Securities and Exchange Commission and the Federal Reserve Board, and the Bank is subject to, among others, the regulations of the Pennsylvania Department of Banking and the Federal Deposit Insurance Corporation ("FDIC"). The following descriptions of and references to applicable statutes and regulations are not intended to be complete descriptions of these provisions or their effects on Mid Penn or the Bank. They are summaries only and are qualified in their entirety by reference to such statutes and regulations.

Holding Company Regulation

Mid Penn is a registered bank holding company subject to supervision and regulation by the Board of Governors of the Federal Reserve System (the "Federal Reserve"). As such, it is subject to the Bank Holding Company Act of 1956 ("BHCA") and many of the Federal Reserve's regulations promulgated thereunder. The Federal Reserve has broad enforcement powers over bank holding companies, including the power to impose substantial fines and civil penalties.

The BHCA requires Mid Penn to file an annual report with the Federal Reserve regarding the holding company and its subsidiary bank. The Federal Reserve Board also makes examinations of the holding company. The Bank is not a member of the Federal Reserve System; however, the Federal Reserve possesses cease-and-desist powers over bank holding companies and their subsidiaries where their actions would constitute an unsafe or unsound practice or violation of law. The Federal Reserve Board also makes policy that guides the declaration and distribution of dividends by bank holding companies.

The BHCA restricts a bank holding company's ability to acquire control of additional banks. In addition, the BHCA restricts the activities in which bank holding companies may engage directly or through non-bank subsidiaries.

Gramm-Leach-Bliley Financial Modernization Act

The Gramm-Leach-Bliley Act ("GLB") became effective on March 11, 2000. The primary purpose of GLB was to eliminate barriers between investment banking and commercial banking and to permit, within certain limitations, the affiliation of financial service providers. Generally, GLB:

- repealed the historical restrictions against, and eliminated many federal and state law barriers to affiliations among banks, securities firms, insurance companies and other financial service providers;
- provided a uniform framework for the activities of banks, savings institutions and their holding companies;
- broadened the activities that may be conducted by and through national banks and other banking subsidiaries of bank holding companies;
- provided an enhanced framework for protecting the privacy of consumers' information;
- adopted a number of provisions related to the capitalization, membership, corporate governance and other measures designed to modernize the Federal Home Loan Bank System;
- modified the laws governing the implementation of the Community Reinvestment Act; and
- addressed a variety of other legal and regulatory issues affecting both day-to-day operations and long-term activities of financial institutions.

MID PENN BANCORP, INC.

More specifically, under GLB, bank holding companies, such as Mid Penn, that meet certain management, capital, and Community Reinvestment Act standards, are permitted to become financial holding companies and, by doing so, to affiliate with securities firms and insurance companies and to engage in other activities that are financial in nature, incidental to such financial activities, or complementary to such activities. A bank holding company may become a financial holding company if each of its subsidiary banks is well capitalized under the FDIC Improvement Act's prompt corrective action provisions, is well managed and has at least a satisfactory rating under the Community Reinvestment Act. The required filing is a declaration that the bank holding company wishes to become a financial holding company and meets all applicable requirements. Mid Penn has not elected to become a financial holding company at this time.

No prior regulatory approval will be required for a financial holding company to acquire a company, other than a bank or savings association, engaged in activities permitted under GLB. Activities cited by GLB as being financial in nature include:

- securities underwriting, dealing and market making;
- sponsoring mutual funds and investment companies;
- insurance underwriting and agency;
- merchant banking activities; and
- activities that the Federal Reserve has determined to be closely related to banking.

In addition to permitting financial services providers to enter into new lines of business, the law allows firms the freedom to streamline existing operations and to potentially reduce costs. The Act may increase both opportunity as well as competition. Many community banks are less able to devote the capital and management resources needed to facilitate broad expansion of financial services including insurance and brokerage services.

Corporate Governance

On July 30, 2002, the Sarbanes-Oxley Act of 2002 was enacted. The Sarbanes-Oxley Act represents a comprehensive revision of laws affecting corporate governance, auditor independence and accounting standards, executive compensation, insider loans, whistleblower protection, and enhanced and timely disclosure of corporate information. The Sarbanes-Oxley Act is applicable to all companies with equity securities registered or that file reports under the Securities Exchange Act of 1934. In particular, the Sarbanes-Oxley Act established:

- new requirements for audit committees, including independence, expertise and responsibilities;
- additional responsibilities regarding financial statements for the Chief Executive Officer and Chief Financial Officer of the reporting company;
- new standards for auditors and regulation of audits;
- increased disclosure and reporting obligations for the reporting company and its directors and executive officers; and
- new and increased civil and criminal penalties for violations of the securities laws.

The SEC and NASDAQ have adopted numerous rules implementing the provisions of the Sarbanes-Oxley Act that affect Mid Penn. The changes are intended to allow shareholders to monitor more effectively the performance of companies and management.

Bank Regulation

The Bank, a Pennsylvania-chartered institution, is subject to supervision, regulation and examination by the Pennsylvania Department of Banking and the FDIC. The deposits of the Bank are insured by the FDIC to the extent provided by law. The FDIC assesses deposit insurance premiums the amount of which may, in the future, depend in part on the condition of the Bank. Moreover, the FDIC may terminate deposit insurance of the Bank under certain circumstances. The Bank regulatory agencies have broad enforcement powers over depository institutions under their jurisdiction, including the power to terminate deposit insurance, to impose fines and other civil and criminal penalties, and to appoint a conservator or receiver if any of a number of conditions is met. In addition, the Bank is subject to a variety of local, state and federal laws that affect its operations.

Banking regulations include, but are not limited to, permissible types and amounts of loans, investments and other activities, capital adequacy, branching, interest rates on loans and the safety and soundness of banking practices.

Capital Requirements

Under risk-based capital requirements for bank holding companies, Mid Penn is required to maintain a minimum ratio of total capital to risk-weighted assets (including certain off-balance-sheet activities, such as standby letters of credit) of eight percent. At least half of the total capital is to be composed of common equity, retained earnings and qualifying perpetual preferred stock, less goodwill ("Tier 1 Capital" and together with Tier 2 Capital, Total Capital"). The remainder may consist of subordinated debt, non-qualifying preferred stock and a limited amount of the loan loss allowance ("Tier 2 Capital").

In addition, the Federal Reserve Board has established minimum leverage ratio requirements for bank holding companies. These requirements provide for a minimum leverage ratio of Tier 1 Capital to adjusted average quarterly assets ("leverage ratio") equal to 3% for bank holding companies that meet certain specified criteria, including having the highest regulatory rating. All other bank holding companies will generally

MID PENN BANCORP, INC.

be required to maintain a leverage ratio of at least 4-5%. The requirements also provide that bank holding companies experiencing internal growth or making acquisitions will be expected to maintain strong capital positions substantially above the minimum supervisory levels without significant reliance on intangible assets. Furthermore, the requirements indicate that the Federal Reserve Board will continue to consider a “Tangible Tier 1 Leverage Ratio” (deducting all intangibles) in evaluating proposals for expansion or new activity. The Federal Reserve Board has not advised Mid Penn of any specific minimum Tier 1 leverage ratio.

The Bank is subject to similar capital requirements adopted by the FDIC. The FDIC has not advised the Bank of any specific minimum leverage ratios.

The capital ratios of Mid Penn and the Bank are described in Note 17 to Mid Penn’s Consolidated Financial Statements, which are incorporated herein by reference.

Banking regulators continue to indicate their desire to further develop capital requirements applicable to banking organizations. Changes to capital requirements could materially affect the profitability of Mid Penn or the fair value of Mid Penn stock.

FDIC Improvement Act

As a result of the FDIC Improvement Act of 1991, banks are subject to increased reporting requirements and more frequent examinations by the bank regulatory agencies. The agencies also have the authority to dictate certain key decisions that formerly were left to management, including compensation standards, loan underwriting standards, asset growth, and payment of dividends. Failure to comply with these standards, or failure to maintain capital above specified levels set by the regulators, could lead to the imposition of penalties or the forced resignation of management. If a bank becomes critically undercapitalized, the banking agencies have the authority to place an institution into receivership.

Safety and Soundness Standards

Pursuant to FDICIA, the federal banking regulatory agencies have adopted a set of guidelines prescribing safety and soundness standards for depository institutions such as the Bank. The guidelines establish general standards relating to internal controls and information systems, internal audit systems, loan documentation, credit underwriting, interest rate exposure, asset growth, asset quality, earnings and compensation, fees and benefits. In general, the guidelines require, among other things, appropriate systems and practices to identify and manage the risks and exposures specified in the guidelines. The guidelines prohibit excessive compensation as an unsafe and unsound practice and describe compensation as excessive when the amounts paid are unreasonable or disproportionate to the services performed by an executive officer, employee, director or principal shareholder. In addition, the agencies adopted regulations that authorize an agency to order an institution that has been given notice by an agency that it is not satisfying any of such safety and soundness standards to submit a compliance plan. If the institution fails to submit an acceptable compliance plan or fails to implement an accepted plan, the agency must issue an order directing action to correct the deficiency and may issue an order directing other actions be taken, including restricting asset growth, restricting interest rates paid on deposits, and requiring an increase in the institution’s ratio of tangible equity to assets.

Payment of Dividends and Other Restrictions

Mid Penn is a legal entity separate and distinct from its subsidiary, the Bank. There are various legal and regulatory limitations on the extent to which the Bank can, among other things, finance, or otherwise supply funds to, Mid Penn. Specifically, dividends from the Bank are the principal source of Mid Penn’s cash funds and there are certain legal restrictions under Pennsylvania law and Pennsylvania banking regulations on the payment of dividends by state-chartered banks. The relevant regulatory agencies also have authority to prohibit Mid Penn and the Bank from engaging in what, in the opinion of such regulatory body, constitutes an unsafe or unsound banking practice. The payment of dividends could, depending upon the financial condition of Mid Penn and the Bank, be deemed to constitute such an unsafe or unsound practice. Further, under the terms of the Capital Purchase Program (“CPP”), Mid Penn is restricted from increasing its dividends on its common stock above the last per share quarterly dividend declared prior to October 14, 2008 (\$0.20 per share) without permission as long as the CPP preferred stock is outstanding.

Prompt Corrective Action

In addition to the required minimum capital levels described above, federal law establishes a system of “prompt corrective actions” which Federal banking agencies are required to take, and certain actions which they have discretion to take, based upon the capital category into which a federally regulated depository institution falls. Regulations set forth detailed procedures and criteria for implementing prompt corrective action in the case of any institution, which is not adequately capitalized. Under the rules, an institution will be deemed to be “adequately capitalized” if it exceeds the minimum Federal regulatory capital requirements. However, it will be deemed “undercapitalized” if it fails to meet the minimum capital requirements, “significantly undercapitalized” if it has a total risk-based capital ratio that is less than 6.0%, a Tier 1 risk-based capital ratio that is less than 3.0%, or a leverage ratio that is less than 3.0%, and “critically undercapitalized” if the institution has a ratio of tangible equity to total assets that is equal to or less than 2.0%.

The prompt corrective action rules require an undercapitalized institution to file a written capital restoration plan, along with a performance guaranty by its holding company or a third party. In addition, an undercapitalized institution becomes subject to certain automatic restrictions

MID PENN BANCORP, INC.

including a prohibition on payment of dividends, a limitation on asset growth and expansion, in certain cases, a limitation on the payment of bonuses or raises to senior executive officers, and a prohibition on the payment of certain “management fees” to any “controlling person”. Institutions that are classified as undercapitalized are also subject to certain additional supervisory actions, including increased reporting burdens and regulatory monitoring, a limitation on the institution’s ability to make acquisitions, open new branch offices, or engage in new lines of business, obligations to raise additional capital, restrictions on transactions with affiliates, and restrictions on interest rates paid by the institution on deposits. In certain cases, bank regulatory agencies may require replacement of senior executive officers or directors, or sale of the institution to a willing purchaser. If an institution is deemed “critically undercapitalized” and continues in that category for four quarters, the statute requires, with certain narrowly limited exceptions, that the institution be placed in receivership.

Deposit Insurance

The FDIC insures deposits of the Bank through the Deposit Insurance Fund (“DIF”). The FDIC maintains the DIF by assessing depository institutions an insurance premium. The amount each institution is assessed is based upon a variety of factors that include the balance of insured deposits as well as the degree of risk the institution poses to the insurance fund. The FDIC recently increased the amount of deposits it insures from \$100,000 to \$250,000. The Bank pays an insurance premium into the DIF based on the quarterly average daily deposit liabilities net of certain exclusions. The FDIC uses a risk-based premium system that assesses higher rates on those institutions that pose greater risks to the DIF. The FDIC places each institution in one of four risk categories using a two-step process based first on capital ratios (the capital group assignment) and then on other relevant information (the supervisory group assignment). Subsequently, the rate for each institution within a risk category may be adjusted depending upon different factors that either enhance or reduce the risk the institution poses to the DIF, including the unsecured debt, secured liabilities and brokered deposits related to each institution. Finally, certain risk multipliers may be applied to the adjusted assessment. In 2009, the FDIC increased the amount assessed from financial institutions by increasing its risk-based deposit insurance assessment scale. The quarterly annualized assessment scale for 2009 ranged from twelve basis points of assessable deposits for the strongest institutions to 77.5 basis points for the weakest. In 2009, the FDIC also adopted a uniform special assessment rate for all institutions not to exceed 10 basis points on the individual bank’s assessment base. The total amount paid by the Bank for FDIC insurance for the year ended December 31, 2009 under these provisions was \$1,163,000.

On November 12, 2009, the FDIC approved a rule to require insured institutions to prepay their estimated quarterly risk-based assessments for the fourth quarter of 2009, and for all of 2010, 2011, and 2012. An insured institution’s risk-based deposit insurance assessments will continue to be calculated on a quarterly basis, but will be paid from the amount the institution prepaid until the later of the date that amount is exhausted or June 30, 2013, at which point any remaining funds would be returned to the insured institution. Consequently, Mid Penn’s prepayment of DIF premiums made in December 2009 resulted in a prepaid asset of \$2,719,000 at December 31, 2009. At December 31, 2010 and 2011, the prepaid asset was \$1,878,000 and \$871,000, respectively.

Beginning with the second quarter of 2011, as mandated by the recently enacted Dodd-Frank Wall Street Reform and Consumer Protection Act (the “Dodd-Frank Act”), the assessment base that the FDIC will use to calculate assessment premiums will be a bank’s average assets minus average tangible equity. As the asset base of the banking industry is larger than the deposit base, the range of assessment rates will change to a low of 2.5 basis points through a high of 45 basis points, per \$100 of assets; however, the dollar amount of total actual premiums is expected to be roughly the same.

The FDIC is required under the Dodd-Frank Act to establish assessment rates that will allow the Deposit Insurance Fund to achieve a reserve ratio of 1.35% of Insurance Fund insured deposits by September 2020. In addition, the FDIC has established a “designated reserve ratio” of 2.0%, a target ratio that, until it is achieved, will not likely result in the FDIC reducing assessment rates. In attempting to achieve the mandated 1.35% ratio, the FDIC is required to implement assessment formulas that charge banks over \$10 billion in asset size more than banks under that size. Those new formulas began in the second quarter of 2011, but did not affect the Bank. Under the Dodd-Frank Act, the FDIC is authorized to make reimbursements from the insurance fund to banks if the reserve ratio exceeds 1.50%, but the FDIC has adopted the “designated reserve ratio” of 2.0% and has announced that any reimbursements from the fund are indefinitely suspended.

Environmental Laws

Management does not anticipate that compliance with environmental laws and regulations will have any material effect on Mid Penn’s capital, expenditures, earnings, or competitive position. However, environmentally related hazards have become a source of high risk and potentially unlimited liability for financial institutions.

In 1995, the Pennsylvania General Assembly enacted the Economic Development Agency, Fiduciary and Lender Environmental Liability Protection Act, which among other things, provides protection to lenders from environmental liability and remediation costs under the environmental laws for releases and contamination caused by others. A lender who engages in activities involved in the routine practices of commercial lending, including, but not limited to, the providing of financial services, holding of security interests, workout practices, foreclosure or the recovery of funds from the sale of property shall not be liable under the environmental acts or common law equivalents to the Pennsylvania Department of Environmental Resources or to any other person by virtue of the fact that the lender engages in such commercial lending practice. A lender, however, will be liable if it, its employees or agents, directly cause an immediate release or directly exacerbate a release of regulated substance on or from the property, or known and willfully compelled the borrower to commit an action which caused such

MID PENN BANCORP, INC.

release or violate an environmental act. The Economic Development Agency, Fiduciary and Lender Environmental Liability Protection Act does not limit federal liability which still exists under certain circumstances.

Consumer Protection Laws

A number of laws govern the relationship between the Bank and its customers. For example, the Community Reinvestment Act is designed to encourage lending by banks to persons in low and moderate income areas. The Home Mortgage Disclosure Act and the Equal Credit Opportunity Act attempt to minimize lending decisions based on impermissible criteria, such as race or gender. The Truth-in-Lending Act and the Truth-in-Savings Act require banks to provide certain disclosure of relevant terms related to loans and savings accounts, respectively. Anti-tying restrictions (which prohibit conditioning the availability or terms of credit on the purchase of another banking product) further restrict the Bank's relationships with its customers.

Privacy Laws

In 2000, the federal banking regulators issued final regulations implementing certain provisions of GLB governing the privacy of consumer financial information. The regulations limit the disclosure by financial institutions, such as Mid Penn and the Bank, of nonpublic personal information about individuals who obtain financial products or services for personal, family, or household purposes. Subject to certain exceptions allowed by law, the regulations cover information sharing between financial institutions and nonaffiliated third parties. More specifically, the regulations require financial institutions to:

- provide initial notices to customers about their privacy policies, describing the conditions under which they may disclose nonpublic personal financial information to nonaffiliated third parties and affiliates;
- provide annual notices of their privacy policies to their current customers; and
- provide a reasonable method for consumers to "opt out" of disclosures to nonaffiliated third parties.

Protection of Customer Information

In 2001, the federal banking regulators issued final regulations implementing the provisions of GLB relating to the protection of customer information. The regulations, applicable to Mid Penn and the Bank, relate to administrative, technical, and physical safeguards for customer records and information. These safeguards are intended to:

- insure the security and confidentiality of customer records and information;
- protect against any anticipated threats or hazards to the security or integrity of such records; and
- protect against unauthorized access to or use of such records or information that could result in substantial harm or inconvenience to any customer.

Affiliate Transactions

Transactions between Mid Penn and the Bank and its affiliates are governed by Sections 23A and 23B of the Federal Reserve Act. An "affiliate" of a bank or savings institution is any company or entity that controls, is controlled by, or is under common control with the bank or savings institution. Generally, a subsidiary of a depository institution that is not also a depository institution is not treated as an affiliate of the bank for purposes of Sections 23A and 23B. Sections 23A and 23B are intended to protect insured depository institutions from suffering losses arising from transactions with non-insured affiliates, by limiting the extent to which a bank or its subsidiaries may engage in covered transactions with any one affiliate and with all affiliates of the bank in the aggregate, and requiring that such transactions be on terms that are consistent with safe and sound banking practices.

Effective April 1, 2003, Regulation W of the Federal Reserve comprehensively amended Sections 23A and 23B. The regulation unifies and updates staff interpretations issued over the years, incorporates several new interpretative proposals (such as to clarify when transactions with an unrelated third party will be attributed to an affiliate), and addresses new issues arising as a result of the expanded scope of non-banking activities engaged in by bank and bank holding companies in recent years and authorized for financial holding companies under the GLB.

The USA Patriot Act

In 2001, the Uniting and Strengthening America by Providing Appropriate Tools Required to Intercept and Obstruct Terrorism Act of 2001 (USA Patriot Act) was signed into law. The USA Patriot Act broadened the application of anti-money laundering regulations to apply to additional types of financial institutions, such as broker-dealers, and strengthened the ability of the U.S. government to detect and prosecute international money laundering and the financing of terrorism. The principal provisions of Title III of the USA Patriot Act require that regulated financial institutions, including state-chartered banks:

- establish an anti-money laundering program that includes training and audit components;
- comply with regulations regarding the verification of the identity of any person seeking to open an account;
- take additional required precautions with non-U.S. owned accounts; and
- perform certain verification and certification of money laundering risk for their foreign correspondent banking relationships.

MID PENN BANCORP, INC.

The USA Patriot Act also expanded the conditions under which funds in a U.S. interbank account may be subject to forfeiture and increased the penalties for violation of anti-money laundering regulations. Failure of a financial institution to comply with the USA Patriot Act's requirements could have serious legal and reputational consequences for the institution. The Bank has adopted policies, procedures and controls to address compliance with the requirements of the USA Patriot Act under the existing regulations and will continue to revise and update its policies, procedures and controls to reflect changes required by the USA Patriot Act and implementing regulations.

Anti-Money Laundering and Anti-Terrorism Financing

Under Title III of the USA PATRIOT Act, also known as the International Money Laundering Abatement and Anti-Terrorism Financing Act of 2001, all financial institutions, including Mid Penn and the Bank, are required in general to identify their customers, adopt formal and comprehensive anti-money laundering programs, scrutinize or prohibit altogether certain transactions of special concern, and be prepared to respond to inquiries from U.S. law enforcement agencies concerning their customers and their transactions. Additional information-sharing among financial institutions, regulators, and law enforcement authorities is encouraged by the presence of an exemption from the privacy provisions of the GLB Act for financial institutions that comply with this provision and the authorization of the Secretary of the Treasury to adopt rules to further encourage cooperation and information-sharing. The effectiveness of a financial institution in combating money-laundering activities is a factor to be considered in any application submitted by the financial institution under the Bank Merger Act, which applies to the Bank.

Emergency Economic Stabilization Act of 2008 and Related Programs

Mid Penn is subject to the rules and regulations promulgated under the Emergency Economic Stabilization Act of 2008 ("EESA") and related legislation as a result of its sale of preferred stock to the U.S. Treasury under the U.S. Treasury's Capital Purchase Program ("CPP"). Additional information relating to the CPP, including restrictions on dividends and redemptions of common stock, is included in the information set forth in Item 7 of this report under the caption, "Capital Purchase Program Participation." Furthermore, under rules and regulations of EESA to which the Mid Penn is subject, no dividends may be declared or paid on Mid Penn's common stock and Mid Penn may not repurchase or redeem any common stock unless dividends then due and payable with respect to Treasury's preferred stock have been paid in full. Moreover, the consent of Treasury would be required for any increase in the per share dividend amount on the common stock beyond the per share dividend declared immediately prior to October 14, 2008 (\$0.20 per share per quarter) until the third anniversary of the date of Treasury's investment, unless prior to the third anniversary, Treasury's preferred stock is redeemed in whole or Treasury has transferred all of its preferred shares to third parties. Because of Mid Penn's participation in the CPP, Mid Penn is subject to certain restrictions on its executive compensation practices, which are discussed in Item 7 of this report under the caption, "Capital Purchase Program Participation."

Dodd-Frank Act

The Dodd-Frank Act, which became law in July 2010, significantly changes regulation of financial institutions and the financial services industry, including: creating a Financial Services Oversight Council to identify emerging systemic risks and improve interagency cooperation; centralizing responsibility for consumer financial protection by creating a new agency, the Consumer Financial Protection Bureau, which will be responsible for implementing, examining and enforcing compliance with federal consumer financial laws; permanently raising the current standard maximum deposit insurance amount to \$250,000; establishing strengthened capital standards for banks, and disallowing certain trust preferred securities from qualifying as Tier 1 capital (subject to certain grandfather provisions for existing trust preferred securities); establishing new minimum mortgage underwriting standards; granting the Federal Reserve Board the power to regulate debit card interchange fees; and implementing corporate governance changes. Many aspects of the Dodd-Frank Act are subject to rulemaking that will take effect over several years, thus making it difficult to assess the impact of the statute on the financial industry, including Mid Penn, at this time.

It is difficult to predict at this time the specific impact the Dodd-Frank Act and the yet to be written implementing rules and regulations will have on community banks. Given the uncertainty associated with the manner in which the provisions of the Dodd-Frank Act will be implemented by the various regulatory agencies and through regulations, the full extent of the impact such requirements will have on financial institutions' operations is presently unclear. The changes resulting from the Dodd-Frank Act may impact the profitability of our business activities, require changes to certain of our business practices, impose upon us more stringent capital, liquidity and leverage ratio requirements or otherwise adversely affect our business. These changes may also require us to invest significant management attention and resources to evaluate and make necessary changes in order to comply with new statutory and regulatory requirements.

Effects of Government Policy and Potential Changes in Regulation

Changes in regulations applicable to Mid Penn or the Bank, or shifts in monetary or other government policies, could have a material affect on our business. Mid Penn's and the Bank's business is also affected by the state of the financial services industry in general. As a result of legal and industry changes, management believes that the industry will continue to experience an increased rate of change as the financial services industry strives for greater product offerings, market share and economies of scale.

From time to time, legislation is enacted that has the effect of increasing the cost of doing business, limiting or expanding permissible activities or affecting the competitive balance between banks and other financial institutions. Proposals to change the laws and regulations governing the operations and taxation of banks, bank holding companies and other financial institutions are frequently made in Congress, and before various

MID PENN BANCORP, INC.

bank regulatory agencies. Mid Penn cannot predict the likelihood of any major changes or the impact such changes might have on Mid Penn and/or the Bank. Various congressional bills and other proposals have proposed a sweeping overhaul of the banking system, including provisions for: limitations on deposit insurance coverage; changing the timing and method financial institutions use to pay for deposit insurance; expanding the power of banks by removing the restrictions on bank underwriting activities; and tightening the regulation of bank derivatives activities; and allowing commercial enterprises to own banks.

Mid Penn's earnings are, and will be affected by domestic economic conditions and the monetary and fiscal policies of the United States government and its agencies. The monetary policies of the Federal Reserve have had, and will likely continue to have, an impact on the operating results of commercial banks because of the Federal Reserve's power to implement national monetary policy to, among other things, curb inflation or combat recession. The Federal Reserve has a major impact on the levels of bank loans, investments and deposits through its open market operations in United States government securities and through its regulation of, among other things, the discount rate on borrowings of member banks and the reserve requirements against member bank deposits. It is not possible to predict the nature and impact of future changes in monetary and fiscal policies.

From time to time, various types of federal and state legislation have been proposed that could result in additional regulation of, and restrictions on, the business of Mid Penn and the Bank. As a consequence of the extensive regulation of commercial banking activities in the United States, the Bank's business is particularly susceptible to being affected by federal legislation and regulations that may increase the costs of doing business. Congress is currently debating major legislation that may fundamentally change the regulatory oversight of banking institutions in the United States. Whether any legislation will be enacted or additional regulations will be adopted, and how they might impact Mid Penn cannot be determined at this time.

Available Information

Mid Penn's common stock is registered under Section 12(b) of the Securities Exchange Act of 1934 and is traded on the NASDAQ Stock Market under the trading symbol MPB. Mid Penn is subject to the informational requirements of the Exchange Act, and, accordingly, files reports, proxy statements and other information with the Securities and Exchange Commission. The reports, proxy statements and other information filed with the SEC are available for inspection and copying at the SEC's Public Reference Room at 100 F Street, NE, Room 1580, Washington, D.C. 20549. You may obtain information on the operation of the Public Reference Room by calling the SEC at 1-800-SEC-0330. Mid Penn is an electronic filer with the SEC. The SEC maintains an Internet site that contains reports, proxy and information statements, and other information regarding issuers that file electronically with the SEC. The SEC's Internet site address is www.sec.gov.

Mid Penn's headquarters are located at 349 Union Street, Millersburg, Pennsylvania 17061, and its telephone number is (717) 692-2133. Mid Penn's Internet address is www.midpennbank.com. Mid Penn makes available through its website, free of charge, its annual report on Form 10-K, quarterly reports on Form 10-Q, current reports on Form 8-K, and amendments to those reports as soon as reasonably practicable after filing with the Securities and Exchange Commission. Mid Penn has adopted a Code of Ethics that applies to all employees. This document is also available on Mid Penn's website. The information included on our website is not a part of this document.

ITEM 1A. RISK FACTORS

Future dividend payments and common stock repurchases are restricted by the terms of the U.S. Treasury's equity investment in Mid Penn

Under the terms of the CPP, for so long as any preferred stock issued under the CPP remains outstanding, Mid Penn is prohibited from increasing dividends to holders of its common stock above the last per share quarterly amount in effect immediately prior to October 14, 2008 (\$0.20 per share), and from making certain repurchases of equity securities, including our common stock, without the U.S. Treasury's consent until the third anniversary of the U.S. Treasury's investment or until the U.S. Treasury has transferred all of the preferred stock it purchased under the CPP to third parties. As long as the preferred stock issued to the U.S. Treasury is outstanding, dividend payments and repurchases or redemptions relating to certain equity securities, including Mid Penn's common stock, are prohibited until all accrued and unpaid dividends are paid on such preferred stock, subject to certain limited exceptions.

Mid Penn is subject to interest rate risk

Mid Penn's earnings and cash flows are largely dependent upon its net interest income. Net interest income is the difference between interest income earned on interest-earning assets such as loans and securities and interest expense paid on interest-bearing liabilities such as deposits and borrowed funds. Interest rates are highly sensitive to many factors that are beyond Mid Penn's control, including general economic conditions and policies of various governmental and regulatory agencies and, in particular, the Board of Governors of the Federal Reserve System. Changes in monetary policy, including changes in interest rates, could influence not only the interest Mid Penn receives on loans and securities and the amount of interest it pays on deposits and borrowings, but such changes could also affect (i) Mid Penn's ability to originate loans and obtain deposits, (ii) the fair value of Mid Penn's financial assets and liabilities, and (iii) the average duration of Mid Penn's mortgage-backed securities portfolio. If the interest rates paid on deposits and other borrowings increase at a faster rate than the interest rates received on loans and other investments, Mid Penn's net interest income, and therefore earnings, could be adversely affected. Earnings could also be adversely

MID PENN BANCORP, INC.

affected if the interest rates received on loans and other investments fall more quickly than the interest rates paid on deposits and other borrowings.

Management believes it has implemented effective asset and liability management strategies to reduce the potential effects of changes in interest rates on Mid Penn's results of operations. Any substantial, unexpected, prolonged change in market interest rates could have a material adverse effect on Mid Penn's financial condition and results of operations.

Mid Penn is subject to lending risk

As of December 31, 2011, approximately 68.0% of Mid Penn's loan portfolio consisted of commercial and industrial, construction and commercial real estate loans. These types of loans are generally viewed as having more risk of default than residential real estate loans or consumer loans. These types of loans are also typically larger than residential real estate loans and consumer loans. Because Mid Penn's loan portfolio contains a significant number of commercial and industrial, construction and commercial real estate loans with relatively large balances, the deterioration of one or a few of these loans could cause a significant increase in non-performing loans. An increase in non-performing loans could result in a net loss of earnings from these loans, an increase in the provision for possible loan and lease losses and an increase in loan charge-offs, all of which could have a material adverse effect on Mid Penn's financial condition and results of operations.

Mid Penn's allowance for possible loan and lease losses may be insufficient

Mid Penn maintains an allowance for possible loan and lease losses, which is a reserve established through provisions for possible losses charged to expense, that represents management's best estimate of probable losses that have been incurred within the existing portfolio of loans. The allowance, in the judgment of management, is necessary to reserve for estimated loan and lease losses and risks inherent in the loan portfolio. The level of the allowance reflects management's continuing evaluation of industry concentrations; specific credit risks; loan loss experience; current loan portfolio quality; present economic, political and regulatory conditions and unidentified losses inherent in the current loan portfolio. The determination of the appropriate level of the allowance for possible loan and lease losses inherently involves a high degree of subjectivity and requires Mid Penn to make significant estimates of current credit risks and future trends, all of which may undergo material changes. Changes in economic conditions affecting borrowers, new information regarding existing loans, identification of additional problem credits and other factors, both within and outside of Mid Penn's control, may require an increase in the allowance. In addition, bank regulatory agencies periodically review Mid Penn's allowance for possible loan and lease losses and may require an increase in the provision for possible loan and lease losses or the recognition of further loan charge-offs, based on judgments different than those of management. In addition, if charge-offs in future periods exceed the allowance, Mid Penn will need additional provisions to increase the allowance for possible loan and lease losses. Any increases in the allowance will result in a decrease in net income and, possibly, capital, and may have a material adverse effect on Mid Penn's financial condition and results of operations.

Competition from other financial institutions may adversely affect Mid Penn's profitability

Mid Penn's banking subsidiary faces substantial competition in originating both commercial and consumer loans. This competition comes principally from other banks, credit unions, savings institutions, mortgage banking companies and other lenders. Many of its competitors enjoy advantages, including greater financial resources and higher lending limits, a wider geographic presence, more accessible branch office locations, the ability to offer a wider array of services or more favorable pricing alternatives, as well as lower origination and operating costs. This competition could reduce the Corporation's net income by decreasing the number and size of loans that its banking subsidiary originates and the interest rates it may charge on these loans.

In attracting business and consumer deposits, its banking subsidiary faces substantial competition from other insured depository institutions such as banks, savings institutions and credit unions, as well as institutions offering uninsured investment alternatives, including money market funds. Many of Mid Penn's competitors enjoy advantages, including greater financial resources, more aggressive marketing campaigns, better brand recognition, and more convenient branch locations. These competitors may offer higher interest rates than Mid Penn, which could decrease the deposits that Mid Penn attracts or require Mid Penn to increase its rates to retain existing deposits or attract new deposits. Increased deposit competition could adversely affect Mid Penn's ability to generate the funds necessary for lending operations. As a result, Mid Penn may need to seek other sources of funds that may be more expensive to obtain and could increase its cost of funds.

Mid Penn's banking subsidiary also competes with non-bank providers of financial services, such as brokerage firms, consumer finance companies, credit unions, insurance agencies and governmental organizations, which may offer more favorable terms. Some of its non-bank competitors are not subject to the same extensive regulations that govern its banking operations. As a result, such non-bank competitors may have advantages over Mid Penn's banking subsidiary in providing certain products and services. This competition may reduce or limit Mid Penn's margins on banking services, reduce its market share and adversely affect its earnings and financial condition.

Mid Penn's controls and procedures may fail or be circumvented

Management periodically reviews and updates Mid Penn's internal controls, disclosure controls and procedures, and corporate governance policies and procedures. Any system of controls, however well designed and operated, is based in part on certain assumptions and can provide only reasonable, not absolute, assurances that the objectives of the system are met. Any failure or circumvention of Mid Penn's controls and

MID PENN BANCORP, INC.

procedures or failure to comply with regulations related to controls and procedures could have a material adverse effect on Mid Penn's business, results of operations, and financial condition.

Mid Penn's ability to pay dividends depends primarily on dividends from its banking subsidiary, which is subject to regulatory limits

Mid Penn is a bank holding company and its operations are conducted by its subsidiaries. Its ability to pay dividends depends on its receipt of dividends from its subsidiaries. Dividend payments from its banking subsidiary are subject to legal and regulatory limitations, generally based on net profits, and retained earnings, imposed by the various banking regulatory agencies. The ability of Mid Penn's subsidiaries to pay dividends is also subject to their profitability, financial condition, capital expenditures and other cash flow requirements. There is no assurance that Mid Penn's subsidiaries will be able to pay dividends in the future or that Mid Penn will generate adequate cash flow to pay dividends in the future. Federal Reserve Board policy, which applies to Mid Penn as a registered bank holding company, also provides that dividends by bank holding companies should generally be paid out of current earnings looking back over a one-year period. Mid Penn's failure to pay dividends on its common stock could have a material adverse effect on the market price of its common stock.

Mid Penn's profitability depends significantly on economic conditions in the central Pennsylvania

Mid Penn's success is dependent to a significant degree on economic conditions in central Pennsylvania, especially in Dauphin, lower Northumberland, western Schuylkill and eastern Cumberland Counties, which Mid Penn defines as our primary market. The banking industry is affected by general economic conditions including the effects of inflation, recession, unemployment, real estate values, trends in the national and global economics, and other factors beyond our control. An economic recession or a delayed recovery over a prolonged period of time in the Central Pennsylvania area could cause an increase in the level of the Bank's non-performing assets and loan and lease losses, thereby causing operating losses, impairing liquidity, and eroding capital. Mid Penn cannot assure you that adverse changes in the local economy would not have a material adverse effect on Mid Penn's consolidated financial condition, results of operations, and cash flows.

Mid Penn may not be able to attract and retain skilled people

Mid Penn's success depends, in large part, on its ability to attract and retain key people. Competition for the best people in most activities engaged in by Mid Penn can be intense and Mid Penn may not be able to hire people or to retain them. The unexpected loss of services of one or more of Mid Penn's key personnel could have a material adverse impact on Mid Penn's business because of their skills, knowledge of Mid Penn's market, years of industry experience, and the difficulty of promptly finding qualified replacement personnel.

Mid Penn is subject to claims and litigation pertaining to fiduciary responsibility

From time to time, customers make claims and take legal action pertaining to Mid Penn's performance of its fiduciary responsibilities. Whether customer claims and legal action related to Mid Penn's performance of its fiduciary responsibilities are founded or unfounded, if such claims and legal actions are not resolved in a manner favorable to Mid Penn they may result in significant financial liability and/or adversely affect the market perception of Mid Penn and its products and services as well as impact customer demand for those products and services. Any financial liability or reputation damage could have a material adverse effect on Mid Penn's business, which, in turn, could have a material adverse effect on Mid Penn's financial condition and results of operations.

The trading volume in Mid Penn's common stock is less than that of other larger financial services companies

Mid Penn's common stock is listed for trading on NASDAQ; the trading volume in its common stock, however, is less than that of other larger financial services companies. A public trading market having the desired characteristics of depth, liquidity and orderliness depends on the presence in the marketplace of willing buyers and sellers of Mid Penn's common stock at any given time. This presence depends on the individual decisions of investors and general economic and market conditions over which Mid Penn has no control. Given the lower trading volume of Mid Penn's common stock, significant sales of Mid Penn's common stock, or the expectation of these sales, could cause Mid Penn's stock price to fall.

Mid Penn operates in a highly regulated environment and may be adversely affected by changes in federal, state and local laws and regulations

Mid Penn is subject to extensive regulation, supervision and examination by federal and state banking authorities. Any change in applicable regulations or federal, state or local legislation could have a substantial impact on Mid Penn and its operations. Additional legislation and regulations that could significantly affect Mid Penn's powers, authority and operations may be enacted or adopted in the future, which could have a material adverse effect on its financial condition and results of operations. Further, regulators have significant discretion and authority to prevent or remedy unsafe or unsound practices or violations of laws by banks and bank holding companies in the performance of their supervisory and enforcement duties. The exercise of regulatory authority may have a negative impact on Mid Penn's results of operations and financial condition.

In response to the financial crisis that commenced in 2008, Congress has taken actions that are intended to strengthen confidence and encourage liquidity in financial institutions, and the Federal Deposit Insurance Corporation has taken actions to increase insurance coverage on deposit accounts. The recently enacted Dodd-Frank Act provides for the creation of a consumer protection division at the Board of Governors of the

MID PENN BANCORP, INC.

Federal Reserve System that will have broad authority to issue regulations governing the services and products we provide consumers. This additional regulation could increase our compliance costs and otherwise adversely impact our operations. That legislation also contains provisions that, over time, could result in higher regulatory capital requirements and loan loss provisions for the Bank, and may increase interest expense due to the ability in July 2011 to pay interest on all demand deposits. In addition, there have been proposals made by members of Congress and others that would reduce the amount delinquent borrowers are otherwise contractually obligated to pay under their mortgage loans and limit an institution's ability to foreclose on mortgage collateral. These proposals could result in credit losses or increased expense in pursuing our remedies as a creditor. Recent regulatory changes impose limits on our ability to charge overdraft fees, which may decrease our non-interest income as compared to more recent prior periods.

The potential exists for additional federal or state laws and regulations, or changes in policy, affecting many aspects of our operations, including capital levels, lending and funding practices, and liquidity standards. New laws and regulations may increase our costs of regulatory compliance and of doing business and otherwise affect our operations, and may significantly affect the markets in which we do business, the markets for and value of our loans and investments, the fees we can charge and our ongoing operations, costs and profitability.

The soundness of other financial institutions may adversely affect Mid Penn

Financial services institutions are interrelated as a result of trading, clearing, counterparty, or other relationships. Mid Penn has exposure to many different industries and counterparties, and routinely executes transactions with counterparties in the financial services industry, including commercial banks, brokers and dealers, investment banks, and other institutional clients. Many of these transactions expose Mid Penn to credit risk in the event of a default by a counterparty or client. In addition, Mid Penn's credit risk may be exacerbated when the collateral held by Mid Penn cannot be realized upon or is liquidated at prices not sufficient to recover the full amount of the credit or derivative exposure due to Mid Penn. Any such losses could have a material adverse affect on the Mid Penn's financial condition and results of operations.

Current levels of market volatility are unprecedented and may have materially adverse effects on our liquidity and financial condition

The capital and credit markets have been experiencing extreme volatility and disruption for more than two years. In some cases, the markets have exerted downward pressure on stock prices, security prices, and credit availability for certain issuers without regard to their underlying financial strength. If the current levels of market disruption and volatility continue or worsen, there can be no assurance that we will not experience adverse effects, which may be material, on our liquidity, financial condition, and profitability.

Mid Penn's banking subsidiary may be required to pay higher FDIC insurance premiums or special assessments which may adversely affect its earnings.

Poor economic conditions and the resulting bank failures have increased the costs of the FDIC and depleted its deposit insurance fund. Additional bank failures may prompt the FDIC to increase its premiums above the recently increased levels or to issue special assessments. Mid Penn generally is unable to control the amount of premiums or special assessments that its subsidiary is required to pay for FDIC insurance. Any future changes in the calculation or assessment of FDIC insurance premiums may have a material adverse effect on our results of operations, financial condition, and our ability to continue to pay dividends on our common stock at the current rate or at all.

Pennsylvania Business Corporation Law and various anti-takeover provisions under our articles and bylaws could impede the takeover of Mid Penn.

Various Pennsylvania laws affecting business corporations may have the effect of discouraging offers to acquire Mid Penn, even if the acquisition would be advantageous to shareholders. In addition, we have various anti-takeover measures in place under our articles of incorporation and bylaws, including a supermajority vote requirement for mergers, a staggered board of directors, and the absence of cumulative voting. Any one or more of these measures may impede the takeover of Mid Penn without the approval of our board of directors and may prevent our shareholders from taking part in a transaction in which they could realize a premium over the current market price of our common stock.

Mid Penn may need to or be required to raise additional capital in the future, and capital may not be available when needed and on terms favorable to current shareholders.

Federal banking regulators require Mid Penn and its subsidiary bank to maintain adequate levels of capital to support their operations. These capital levels are determined and dictated by law, regulation, and banking regulatory agencies. In addition, capital levels are also determined by Mid Penn's management and board of directors based on capital levels that they believe are necessary to support Mid Penn's business operations.

If Mid Penn raises capital through the issuance of additional shares of its common stock or other securities, it would likely dilute the ownership interests of current investors and could dilute the per share book value and earnings per share of its common stock. Furthermore, a capital raise through issuance of additional shares may have an adverse impact on Mid Penn's stock price. New investors also may have rights, preferences and privileges senior to Mid Penn's current shareholders, which may adversely impact its current shareholders.

MID PENN BANCORP, INC.

Mid Penn's ability to raise additional capital will depend on conditions in the capital markets at that time, which are outside of its control, and on its financial performance. Accordingly, Mid Penn cannot be certain of its ability to raise additional capital on acceptable terms and acceptable time frames or to raise additional capital at all. If Mid Penn cannot raise additional capital in sufficient amounts when needed, its ability to comply with regulatory capital requirements could be materially impaired. Additionally, the inability to raise capital in sufficient amounts may adversely affect Mid Penn's financial condition and results of operations and its ability to repurchase the preferred stock and the warrant to purchase shares of Mid Penn's common stock issued under the CPP (see Item 7 of this report under the caption, "Capital Purchase Program Participation.").

Mid Penn's profitability depends significantly on the economic conditions in the Commonwealth of Pennsylvania and the local region in which it does business.

Mid Penn's profitability depends primarily on the general economic conditions of the Commonwealth of Pennsylvania and the specific markets in which Mid Penn operates. Unlike larger national or other regional banks that are more geographically diversified, Mid Penn provides banking and financial services to customers primarily in south central Pennsylvania. The local economic conditions in this area has a significant impact on the demand for Mid Penn's products and services, as well as the ability of Mid Penn's customers to repay loans, the value of collateral securing loans, and the stability of Mid Penn's deposit funding sources. A significant decline in general economic conditions caused by inflation, recession, unemployment, changes in securities markets, or other factors could impact these local economic conditions and, consequently, have a material adverse effect on Mid Penn's financial condition and results of operation.

If we conclude that the decline in the value of any of our investment securities is other than temporary, we are required to write down the value of that security through a charge to earnings.

We review our investment securities portfolio at each quarter-end reporting period to determine whether the fair value is below the current carrying value. When the fair value of any of our investment securities has declined below its carrying value, we are required to assess whether the decline is other than temporary. If we conclude that the decline is other than temporary, we are required to write down the value of that security through a charge to earnings. Changes in the expected cash flows of these securities and/or prolonged price declines have resulted and may result in our concluding in future periods that there is additional impairment of these securities that is other than temporary, which would require a charge to earnings to write down these securities to their fair value. Due to the complexity of the calculations and assumptions used in determining whether an asset is impaired, the impairment disclosed may not accurately reflect the actual impairment in the future.

Mid Penn's financial performance may suffer if its information technology is unable to keep pace with its growth or industry developments.

Effective and competitive delivery of Mid Penn's products and services is increasingly dependent upon information technology resources and processes, both those provided internally as well as those provided through third party vendors. In addition to better serving customers, the effective use of technology increases efficiency and enables Mid Penn to reduce costs. Mid Penn's future success will depend, in part, upon its ability to address the needs of its customers by using technology to provide products and services to enhance customer convenience, as well as to create additional efficiencies in its operations. Many of Mid Penn's competitors have greater resources to invest in technological improvements. Additionally, as technology in the financial services industry changes and evolves, keeping pace becomes increasingly complex and expensive for Mid Penn. There can be no assurance that Mid Penn will be able to effectively implement new technology-driven products and services, which could reduce its ability to compete effectively.

There can be no assurance that Mid Penn will repurchase the preferred stock and warrant issued under the CPP or that its regulators would approve such repurchase.

To repurchase the preferred stock and the warrant to purchase shares of Mid Penn's common stock issued under the CPP (see Item 7 of this report under the caption, "Capital Purchase Program Participation."), Mid Penn must raise sufficient capital and obtain regulatory approval. There can be no assurance when or if the preferred stock or the warrant can be repurchased or what the redemption price for the warrant will be. Until such time as the preferred stock and the warrant are repurchased, Mid Penn will remain subject to the terms and conditions set forth in the purchase agreement with the U.S. Treasury, the preferred stock and the warrant, which, among other things impose restrictions on quarterly cash dividends on its common stock and, with some exceptions, on repurchases of its common stock. Further, Mid Penn's continued participation in the CPP subjects it to increased regulatory and legislative oversight.

ITEM 1B. UNRESOLVED STAFF COMMENTS

None

MID PENN BANCORP, INC.

ITEM 2. PROPERTIES

With the exception of the Market Square Office and Derry Street Loan Operations Center in Harrisburg, PA, the Bank owns its main office, branch offices and certain parking facilities related to its banking offices, all of which are free and clear of any lien. The Bank's main office and all branch offices are located in Pennsylvania. All of these properties are in good condition and are deemed by management to be adequate for the Bank's purposes. The table below sets forth the location of each of the Bank's properties.

<u>Property Location</u>	<u>Description of Property</u>	<u>Property Location</u>	<u>Description of Property</u>
Millersburg 349 Union Street Millersburg, PA 17061	Branch Office	Lykens Office 550 Main Street Lykens, PA 17048	Branch Office
Elizabethville Office 4642 State Route 209 Elizabethville, PA 17023	Branch Office	Allentown Boulevard Office 5500 Allentown Boulevard Harrisburg, PA 17112	Branch Office
Dalmatia Office 132 School House Road Dalmatia, PA 17017	Branch Office	Market Square Office 17 N. Second Street Harrisburg, PA 17101	Branch Office
Carlisle Pike Office 4622 Carlisle Pike Mechanicsburg, PA 17050	Branch Office	Steelton Office 51 South Front Street Steelton, PA 17113	Branch Office
Derry Street Office 4509 Derry Street Harrisburg, PA 17111	Branch Office	Middletown Office 1100 Spring Garden Drive Middletown, PA 17057	Branch Office
Front Street Office 2615 North Front Street Harrisburg, PA 17110	Branch Office	Camp Hill Office 2101 Market Street Camp Hill, PA 17011	Branch Office
Tower City Office 545 East Grand Avenue Tower City, PA 17980	Branch Office	Operations Center 894 N. River Road Halifax, PA 17032	Operations Center
Dauphin Office 1001 Peters Mountain Road Dauphin, PA 17018	Branch Office	Derry Street Administrative Office 4098 Derry Street Harrisburg, PA 17111	Administrative Office
Derry Street Loan Operations Center 4099 Derry Street Harrisburg, PA 17111	Operations Center		

ITEM 3. LEGAL PROCEEDINGS

Management is not aware of any litigation that would have a material adverse effect on the consolidated financial position of the Corporation. Mid Penn and the Bank have no proceedings pending other than ordinary routine litigation occurring in the normal course of business. In addition, management does not know of any material proceedings contemplated by governmental authorities against Mid Penn or the Bank or any of its properties.

ITEM 4. MINE SAFETY DISCLOSURES

Not Applicable

MID PENN BANCORP, INC.

PART II

ITEM 5. MARKET FOR REGISTRANT'S COMMON EQUITY, RELATED SHAREHOLDER MATTERS AND ISSUER PURCHASES OF EQUITY SECURITIES

The Corporation's common stock is traded on the NASDAQ Stock Market under the symbol MPB. The following table shows the range of high and low sale prices for the Corporation's stock and cash dividends paid for the quarters indicated.

Quarter Ended:	<u>High</u>	<u>Low</u>	<u>Cash Dividends Paid</u>
March 31, 2011	\$ 12.33	\$ 7.10	\$ 0.05
June 30, 2011	9.75	8.10	0.05
September 30, 2011	8.97	7.20	0.05
December 31, 2011	8.50	6.60	0.05
March 31, 2010	\$ 10.60	\$ 9.05	\$ -
June 30, 2010	10.60	9.10	-
September 30, 2010	9.81	5.93	-
December 31, 2010	8.00	6.35	-

Transfer Agent: Registrar and Transfer Company, 10 Commerce Drive, Cranford, NJ 07016. Phone: 1-800-368-5948.

Number of Shareholders: As of February 15, 2012, there were approximately 1,486 shareholders of record of Mid Penn's common stock.

Dividends: Cash dividends of \$0.20 per share were paid during 2011. There were no cash dividends paid during 2010. Cash dividends of \$0.52 per share were paid during 2009. The quarterly dividend payment was suspended during the fourth quarter of 2009 consistent with the Federal Reserve Board policy that dividend payouts should not exceed net income for the previous four quarters, net of dividends previously paid during that period. Furthermore, Mid Penn is restricted from increasing its dividends on its common stock above the last per share quarterly dividend declared prior to October 14, 2008 (\$0.20 per share) without prior regulatory approval as long as the Capital Purchase Plan preferred stock is outstanding. On January 25, 2012, Mid Penn declared a cash dividend of \$0.05 per common share, payable on February 27, 2012 to shareholders of record as of February 8, 2012.

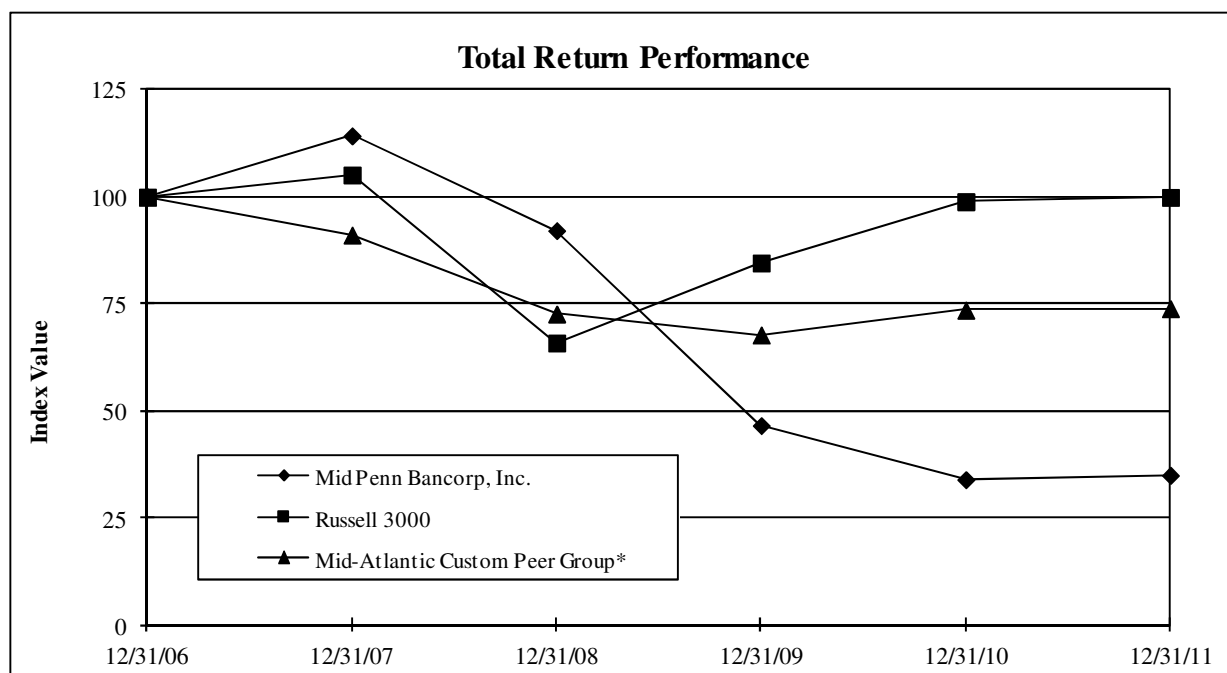
Dividend Reinvestment and Stock Purchases: Shareholders of Mid Penn may acquire additional shares of common stock by reinvesting their cash dividends under the Dividend Reinvestment Plan without paying a brokerage fee. Voluntary cash contributions may also be made under the Plan. For additional information about the Plan, contact the Transfer Agent.

Annual Meeting: The Annual Meeting of the Shareholders of Mid Penn will be held at 10:00 a.m. on Tuesday, May 1, 2012, at 349 Union Street, Millersburg, Pennsylvania.

Accounting, Auditing and Internal Control Complaints: Information on how to report a complaint regarding accounting, internal accounting controls or auditing matters is available at Mid Penn's website: www.midpennbank.com.

MID PENN BANCORP, INC.

Stock Performance Graph



<i>Index</i>	<i>Period Ending</i>					
	12/31/2006	12/31/2007	12/31/2008	12/31/2009	12/31/2010	12/31/2011
Mid Penn Bancorp, Inc.	100.00	114.28	92.16	46.62	33.98	34.98
Russell 3000	100.00	105.14	65.92	84.60	98.92	99.93
Mid-Atlantic Custom Peer Group*	100.00	91.11	72.66	67.78	73.57	73.91

*Mid-Atlantic Custom Peer Group consists of Mid-Atlantic commercial banks with assets less than \$1B.

Source : SNL Financial LC, Charlottesville, VA

© 2011

www.snl.com

A detailed list of the Banks comprising the Mid-Atlantic Custom Peer Group is incorporated herein by reference to Exhibit 99.1, which is attached to this Annual Report on Form 10-K.

MID PENN BANCORP, INC.

ITEM 6. SELECTED FINANCIAL DATA

Summary of Selected Financial Data

(Dollars in thousands, except per share data)

	<u>2011</u>	<u>2010</u>	<u>2009</u>	<u>2008</u>	<u>2007</u>
INCOME:					
Total Interest Income	\$ 31,545	\$ 30,148	\$ 31,336	\$ 31,856	\$ 31,444
Total Interest Expense	9,522	10,642	13,304	14,890	15,339
Net Interest Income	22,023	19,506	18,032	16,966	16,105
Provision for Loan and Lease Losses	1,205	2,635	9,520	1,230	925
Noninterest Income	2,996	3,414	3,656	3,682	3,481
Noninterest Expense	18,048	17,121	16,671	14,726	12,596
Income (Loss) Before Provision for (Benefit from) Income Taxes	5,766	3,164	(4,503)	4,692	6,065
Provision for (Benefit from) Income Taxes	1,223	416	(2,208)	1,104	1,394
Net Income (Loss)	4,543	2,748	(2,295)	3,588	4,671
Preferred Stock Dividends and Discount Accretion	514	514	514	16	-
Net Income (Loss) Available to Common Shareholders	4,029	2,234	(2,809)	3,572	4,671
COMMON STOCK DATA PER SHARE:					
Earnings (Loss) Per Common Share (Basic)	\$ 1.16	\$ 0.64	\$ (0.81)	\$ 1.03	\$ 1.34
Earnings (Loss) Per Common Share (Fully Diluted)	1.16	0.64	(0.81)	1.03	1.34
Cash Dividends	0.20	-	0.52	0.80	0.80
Book Value Per Common Share	12.47	10.98	10.55	11.75	11.56
Tangible Book Value Per Common Share	12.10	10.58	10.15	11.34	11.03
AVERAGE SHARES OUTSTANDING (BASIC)	3,481,414	3,479,780	3,479,780	3,483,097	3,497,806
AVERAGE SHARES OUTSTANDING (FULLY DILUTED)	3,481,414	3,479,780	3,479,780	3,483,153	3,497,806
AT YEAR-END:					
Investments	\$ 159,043	\$ 70,702	\$ 47,345	\$ 52,739	\$ 50,250
Loans and Leases, Net of Unearned Discount	482,717	467,735	480,385	434,643	377,128
Allowance for Loan and Lease Losses	6,772	7,061	7,686	5,505	4,790
Total Assets	715,383	637,457	606,010	572,999	509,757
Total Deposits	634,055	554,982	500,015	436,824	372,817
Short-term Borrowings	-	1,561	16,044	23,977	37,349
Long-term Debt	22,701	27,883	38,057	55,223	54,581
Shareholders' Equity	53,452	48,201	46,704	50,890	40,444
RATIOS:					
Return on Average Assets	0.66%	0.44%	-0.39%	0.67%	0.94%
Return on Average Shareholders' Equity	8.96%	5.71%	-4.43%	8.87%	11.84%
Cash Dividend Payout Ratio	15.32%	0.00%	-64.40%	77.67%	59.70%
Allowance for Loan and Lease Losses to					
Loans and Leases	1.40%	1.51%	1.60%	1.27%	1.27%
Average Shareholders' Equity to					
Average Assets	7.37%	7.73%	8.88%	7.55%	7.82%

ITEM 7. MANAGEMENT'S DISCUSSION AND ANALYSIS OF FINANCIAL CONDITION AND RESULTS OF OPERATIONS**SPECIAL CAUTIONARY NOTICE REGARDING FORWARD-LOOKING STATEMENTS**

Certain of the matters discussed in this document may constitute forward-looking statements for purposes of the Securities Act of 1933, as amended, and the Securities Exchange Act of 1934, as amended, and as such may involve known and unknown risks, uncertainties and other factors which may cause the actual results, performance or achievements of Mid Penn to be materially different from future results, performance or achievements expressed or implied by such forward-looking statements. The words "expect," "anticipate," "intend," "plan," "believe," "estimate," and similar expressions are intended to identify such forward-looking statements.

Mid Penn's actual results may differ materially from the results anticipated in these forward-looking statements due to a variety of factors, including, without limitation:

- The effects of economic deterioration on current customers, specifically the effect of the economy on loan customers' ability to repay loans;
- Governmental monetary and fiscal policies, as well as legislative and regulatory changes, including the effects of the Dodd-Frank Wall Street Reform and Consumer Protection Act;
- The effect of changes in accounting policies and practices, as may be adopted by the regulatory agencies, as well as the Financial Accounting Standards Board and other accounting standard setters;
- The risks of changes in interest rates on the level and composition of deposits, loan demand, and the values of loan collateral, securities and interest rate protection agreements, as well as interest rate risks;
- The effects of competition from other commercial banks, thrifts, mortgage banking firms, consumer finance companies, credit unions, securities brokerage firms, insurance companies, money market and other mutual funds and other financial institutions operating in Mid Penn's market area and elsewhere, including institutions operating locally, regionally, nationally and internationally, together with such competitors offering banking products and services by mail, telephone, computer and the internet;
- The costs and effects of litigation and of unexpected or adverse outcomes in such litigation;
- Technological changes;
- Acquisitions and integration of acquired businesses;
- The failure of assumptions underlying the establishment of reserves for loan and lease losses and estimations of values of collateral and various financial assets and liabilities;
- Acts of war or terrorism;
- Volatilities in the securities markets; and
- Deteriorating economic conditions.

All written or oral forward-looking statements attributable to Mid Penn are expressly qualified in their entirety by these cautionary statements.

Management's Discussion and Analysis of Financial Condition and Results of Operations analyzes the major elements of Mid Penn's consolidated financial statements and should be read in conjunction with the Consolidated Financial Statements of the Corporation and Notes thereto and other detailed information appearing elsewhere in this Annual Report. Mid Penn is not aware of any known trends, events, uncertainties or of any current recommendations by the regulatory authorities which, if they were to be implemented, would have a material effect on Mid Penn's liquidity, capital resources or operations.

Financial Summary

The consolidated earnings of Mid Penn are derived primarily from the operations of its wholly owned subsidiary, Mid Penn Bank.

Mid Penn recorded net income available to common shareholders of \$4,029,000 for the year 2011, compared to \$2,234,000 in 2010, which was an increase of \$1,795,000 or 80.3%. This represents net income in 2011 of \$1.16 per common share compared to \$0.64 per common share in 2010, and a net loss of (\$0.81) per common share in 2009.

Total assets of Mid Penn continued to grow in 2011, reaching \$715,383,000, an increase of \$77,926,000, or 12.2% over \$637,457,000 at year-end 2010. The majority of growth in assets came from increases in investments, which increased to \$159,043,000 or 124.9% over \$70,702,000 at the end of 2010. This growth was funded primarily through growth in deposits, which increased 14.2% to \$634,055,000 from \$554,982,000 at year-end 2010.

The continued soft economy was the major contributor to modest loan growth during 2011. Loan balances increased 3.2% to \$482,717,000 from \$467,735,000 in 2010. The modest growth numbers were a welcome improvement over the loan balance contraction experienced in 2010 from the end of 2009. Mid Penn experienced weak loan demand during 2011 despite a desire to sensibly lend to support creditworthy existing and new customers in the marketplace.

Mid Penn's return on average shareholders' equity, (ROE), a widely recognized performance indicator in the financial industry, was 8.96% in 2011, 5.71% in 2010, and (4.43%) in 2009. Return on average assets (ROA), another performance indicator, was 0.66% in 2011, 0.44% in 2010, and (0.39%) in 2009.

Mid Penn's performance during 2011 was a dramatic improvement over the results reported in 2010. This improvement was the result of reduced loan charge-offs and provision for loan and lease losses, improving cost of funds, consistent management of controllable expenses, and positive loan growth throughout 2011.

Net charge-offs decreased from \$3,260,000 in 2010 to \$1,494,000 during 2011. The reduction from 2010 allowed for a reduced provision for loan and lease losses from \$2,635,000 in 2010 to \$1,205,000 in 2011. The recession and problems in the commercial real estate sector of the economy continued to negatively impact a number of loans in the portfolio, causing continued elevation in the level of nonperforming loans from those experienced prior to 2009. Further discussion of these issues can be found in the Provision for Loan and Lease Losses section below.

Net interest margin improved to 3.52% in 2011 from 3.47% in 2010. This improvement was driven by a 40 basis point improvement in the rate on supporting liabilities from 2.08% in 2010 to 1.68% in 2011. This improvement allowed average interest spread to increase to 3.29% from 3.20% in 2010 and net interest income on a tax equivalent basis to increase from \$20,468,000 in 2010 to \$23,094,000 in 2011. This increase was achieved in spite of the substantial pool of nonperforming loans being carried on the balance sheet. The amount of interest income lost on this pool of troubled loans in 2011 amounted to \$2,200,000. Further discussion of net interest margin can be found in the Net Interest Income section below.

FDIC insurance premiums increased in 2011 from 2010 and this expense remains at historically high levels as the FDIC continues its efforts to restore the Deposit Insurance Fund and keep it solvent to handle future bank failures should they occur. In addition to high deposit insurance premiums, the increasing regulatory and compliance burden necessitated the hiring of a dedicated compliance officer in 2010 to ensure Mid Penn's continued compliance with current and anticipated future regulatory changes. This hiring was followed in 2011 with the addition of three additional positions dedicated to compliance with the Bank Secrecy Act, U.S. Patriot Act, and general regulatory compliance. Mid Penn was negatively impacted by recent regulatory changes governing overdraft charges, which has resulted in a reduction in NSF revenue of \$425,000 during 2011.

In addition to the interest lost on nonperforming loans, this pool of troubled assets increases Mid Penn's costs associated with the management and collection of this pool of assets. During 2011, the expenses associated with the increased collection and management efforts on troubled assets were \$299,000 as compared to \$307,000 in 2010. These expenses remain at historically high levels as Mid Penn resolves problems associated with the pool of troubled assets.

Mid Penn's fundamental operating performance in 2011 was sound despite these issues and the general economic conditions and credit crisis issues experienced by the banking industry as a whole.

The Bank's tier one capital (to risk weighted assets) of \$50,265,000 or 10.4% and total capital (to risk weighted assets) of \$56,327,000 or 11.6% at December 31, 2011, are above the regulatory requirements. Tier one capital consists primarily of the Bank's shareholders' equity. Total capital includes qualifying subordinated debt, if any, and the allowance for loan and lease losses, within permitted limits. Risk-weighted assets are determined by assigning various levels of risk to different categories of assets and off-balance sheet activities.

Critical Accounting Estimates

Mid Penn's consolidated financial statements are prepared in accordance with accounting principles generally accepted in the United States of America ("GAAP") and conform to general practices within the banking industry. Application of these principles involves significant judgments and estimates by management that have a material impact on the carrying value of certain assets and liabilities. The judgments and estimates that we used are based on historical experiences and other factors, which are believed to be reasonable under the circumstances. Because of the nature of the judgments and estimates that we have made, actual results could differ from these judgments and estimates, which could have a material impact on the carrying values of assets and liabilities and the results of our operations.

Management of the Corporation considers the accounting judgments relating to the allowance for loan and lease losses, the evaluation of the Corporation's investment securities for other-than-temporary impairment, and the assessment of goodwill for impairment to be the accounting areas that require the most subjective and complex judgments.

The allowance for loan and lease losses represents management's estimate of probable incurred credit losses inherent in the loan and lease portfolio. Determining the amount of the allowance for loan and lease losses is considered a critical accounting estimate because it requires significant judgment and the use of estimates related to the amount and timing of expected future cash flows on impaired loans, estimated losses on pools of homogeneous loans based on historical loss experience, and consideration of current economic trends and conditions, all of which may be susceptible to significant change. The loan and lease portfolio also represents the largest asset type on the consolidated balance sheet. Throughout the remainder of this report, the terms "loan" or "loans" refers to both loans and leases.

Valuations for the investment portfolio are determined using quoted market prices, where available. If quoted market prices are not available, investment valuation is based on pricing models, quotes for similar investment securities, and observable yield curves and spreads. In addition to valuation, management must assess whether there are any declines in value below the carrying value of the investments that should be considered other than temporary or otherwise require an adjustment in carrying value and recognition of the loss in the consolidated statement of operations.

Accounting Standards Codification (ASC) Topic 350, *Intangibles-Goodwill and Other*, requires that goodwill is not amortized to expense, but rather that it be tested for impairment at least annually. Impairment write-downs are charged to results of operations in the period in which the impairment is determined. The Corporation did not identify any impairment on its outstanding goodwill from its most recent testing, which was performed as of December 31, 2011. If certain events occur which might indicate goodwill has been impaired, the goodwill is tested when such events occur.

Net Interest Income

Net interest income, Mid Penn's primary source of revenue, represents the difference between interest income and interest expense. Net interest income is affected by changes in interest rates and changes in average balances (volume) in the various interest-sensitive assets and liabilities.

TABLE 1: AVERAGE BALANCES, EFFECTIVE INTEREST DIFFERENTIAL AND INTEREST YIELDS

Income and Rates on a Taxable Equivalent Basis for Years Ended
(Dollars in thousands)

	December 31, 2011			December 31, 2010			December 31, 2009		
	Average Balance	Interest	Average Rates	Average Balance	Interest	Average Rates	Average Balance	Interest	Average Rates
ASSETS:									
Interest Earning Balances	\$ 50,458	\$ 520	1.03%	\$ 45,244	\$ 818	1.81%	\$ 41,925	\$ 1,460	3.48%
Investment Securities:									
Taxable	81,017	1,632	2.01%	31,981	800	2.50%	18,829	665	3.53%
Tax-Exempt	35,238	2,015	5.72%	26,254	1,679	6.40%	25,188	1,774	7.04%
Total Securities	<u>116,255</u>			<u>58,235</u>			<u>44,017</u>		
Federal Funds Sold	9,922	25	0.25%	9,222	25	0.27%	279	1	0.30%
Loans and Leases, Net:									
Taxable	458,533	27,290	5.95%	455,927	26,660	5.85%	446,649	27,370	6.13%
Tax-Exempt	17,144	1,134	6.61%	16,655	1,128	6.77%	17,504	1,013	5.79%
Total Loans and Leases, Net	<u>475,677</u>			<u>472,582</u>			<u>464,153</u>		
Restricted Investment in Bank Stocks	3,441	-	0.00%	3,995	-	0.00%	3,929	1	0.03%
Total Earning Assets	<u>655,753</u>	<u>32,616</u>	4.97%	<u>589,278</u>	<u>31,110</u>	5.28%	<u>554,303</u>	<u>32,284</u>	5.82%
Cash and Due from Banks	7,941			7,466			6,795		
Other Assets	24,756			26,330			22,071		
Total Assets	<u>\$ 688,450</u>			<u>\$ 623,074</u>			<u>\$ 583,169</u>		
LIABILITIES & SHAREHOLDERS' EQUITY:									
Interest Bearing Deposits:									
NOW	\$ 57,342	144	0.25%	\$ 48,024	69	0.14%	\$ 38,198	33	0.09%
Money Market	248,615	2,992	1.20%	163,415	2,357	1.44%	87,427	1,383	1.58%
Savings	27,801	15	0.05%	26,585	16	0.06%	26,241	17	0.06%
Time	209,574	5,358	2.56%	239,761	6,877	2.87%	255,123	9,293	3.64%
Short-term Borrowings	803	4	0.50%	3,798	18	0.47%	19,715	112	0.57%
Long-term Debt	23,394	1,009	4.31%	28,860	1,305	4.52%	47,241	2,466	5.22%
Total Interest Bearing Liabilities	<u>567,529</u>	<u>9,522</u>	1.68%	<u>510,443</u>	<u>10,642</u>	2.08%	<u>473,945</u>	<u>13,304</u>	2.81%
Demand Deposits	63,484			58,480			51,464		
Other Liabilities	6,722			6,010			5,985		
Shareholders' Equity	<u>50,715</u>			<u>48,141</u>			<u>51,775</u>		
Total Liabilities and Shareholders' Equity	<u>\$ 688,450</u>			<u>\$ 623,074</u>			<u>\$ 583,169</u>		
Net Interest Income		<u>\$ 23,094</u>			<u>\$ 20,468</u>			<u>\$ 18,980</u>	
Net Yield on Interest Earning Assets:									
Total Yield on Earning Assets			4.97%			5.28%			5.82%
Rate on Supporting Liabilities			1.68%			2.08%			2.81%
Average Interest Spread			3.29%			3.20%			3.01%
Net Interest Margin			3.52%			3.47%			3.42%

Interest and average rates are presented on a fully taxable equivalent basis, using an effective tax rate of 34%. For purposes of calculating loan yields, average loan balances include nonaccrual loans.

Loan fees of \$701,000, \$710,000, and \$683,000 are included with interest income in Table 1 for the years 2011, 2010 and 2009, respectively.

TABLE 2: VOLUME ANALYSIS OF CHANGES IN NET INTEREST INCOME

<i>Taxable Equivalent Basis</i>	2011 Compared to 2010			2010 Compared to 2009		
	Increase (Decrease) Due to Change In:			Increase (Decrease) Due to Change In:		
	<u>Volume</u>	<u>Rate</u>	<u>Net</u>	<u>Volume</u>	<u>Rate</u>	<u>Net</u>
INTEREST INCOME:						
Interest Bearing Balances	\$ 94	\$ (392)	\$ (298)	\$ 116	\$ (758)	\$ (642)
Investment Securities:						
Taxable	1,227	(395)	832	465	(330)	135
Tax-Exempt	575	(239)	336	75	(170)	(95)
Total Investment Securities	<u>1,801</u>	<u>(633)</u>	<u>1,168</u>	<u>540</u>	<u>(500)</u>	<u>40</u>
Federal Funds Sold	2	(2)	-	27	(3)	24
Loans and Leases, Net	186	450	636	519	(1,114)	(595)
Restricted Investment Bank Stocks	-	-	-	-	(1)	(1)
Total Interest Income	<u>2,083</u>	<u>(577)</u>	<u>1,506</u>	<u>1,202</u>	<u>(2,376)</u>	<u>(1,174)</u>
INTEREST EXPENSE:						
Interest Bearing Deposits:						
NOW	13	62	75	8	28	36
Money Market	1,229	(594)	635	1,202	(228)	974
Savings	1	(2)	(1)	-	(1)	(1)
Time	(866)	(653)	(1,519)	(560)	(1,856)	(2,416)
Total Interest Bearing Deposits	<u>376</u>	<u>(1,186)</u>	<u>(810)</u>	<u>650</u>	<u>(2,057)</u>	<u>(1,407)</u>
Short-term Borrowings	(14)	-	(14)	(90)	(4)	(94)
Long-term Debt	(247)	(49)	(296)	(959)	(202)	(1,161)
Total Interest Expense	<u>115</u>	<u>(1,235)</u>	<u>(1,120)</u>	<u>(400)</u>	<u>(2,262)</u>	<u>(2,662)</u>
NET INTEREST INCOME	<u>\$ 1,968</u>	<u>\$ 658</u>	<u>\$ 2,626</u>	<u>\$ 1,601</u>	<u>\$ (113)</u>	<u>\$ 1,488</u>

The effect of changing volume and rate has been allocated entirely to the rate column. Tax-exempt income is shown on a tax equivalent basis assuming a federal income tax rate of 34%.

During 2011, net interest income increased \$2,626,000 or 12.8%, as compared to an increase of \$1,488,000 or 7.8% in 2010. The average balances, effective interest differential, and interest yields for the years ended December 31, 2011, 2010, and 2009 and the components of net interest income, are presented in Table 1. A comparative presentation of the changes in net interest income for 2011 compared to 2010, and 2010 compared to 2009, is provided in Table 2. This analysis indicates the changes in interest income and interest expense caused by the volume and rate components of interest earning assets and interest bearing liabilities.

The yield on earning assets decreased to 4.97% in 2011 from 5.28% in 2010. The yield on earning assets for 2009 was 5.82%. The change in the yield on earning assets was due primarily to changes in market interest rates and extreme rate competition within our market. The average "prime rate" for 2011, 2010, and 2009 was 3.25%. The yield on earning assets is also negatively impacted by the loss of interest on nonperforming loans. During 2011, this loss of interest amounted to \$2,200,000. Had this interest been included in Mid Penn's earnings, the yield on earning assets would have increased by 34 basis points.

Interest expense decreased by \$1,120,000, or 10.5%, in 2011 as compared to a decrease of \$2,662,000, or 20.0%, in 2010. The cost of interest bearing liabilities decreased to 1.68% in 2011 from 2.08% in 2010. The cost of interest bearing liabilities for 2009 was 2.81%. The reduction in cost of interest bearing liabilities was due to changes in market interest rates and Mid Penn's ability to reduce the rates on Money Market accounts and Certificates of Deposit.

Net interest margin, on a tax equivalent basis was 3.52% in 2011 compared to 3.47% in 2010 and 3.42% in 2009. The interest rate impact of earning assets and funding sources due to changes in interest rates can be reasonably estimated at current interest rate levels, the options selected

by customers, and the future mix of the loan, investment, and deposit products in the Bank's portfolios, may significantly change the estimates used in the simulation models. In addition, our net interest income may be impacted by further interest rate actions of the Federal Reserve Bank. Management continues to monitor the net interest margin closely.

Provision for Loan and Lease Losses

The provision for loan and lease losses is the expense necessary to maintain the allowance for loan and lease losses at a level adequate to absorb management's estimate of probable losses in the loan and lease portfolio. Mid Penn's provision for loan and lease losses is based upon management's monthly review of the loan portfolio. The purpose of the review is to assess loan quality, identify impaired loans and leases, analyze delinquencies, ascertain loan and lease growth, evaluate potential charge-offs and recoveries, and assess general economic conditions in the markets we serve.

During 2011, Mid Penn continued to experience a challenging economic and operating environment. Given the economic pressures that impact some borrowers, Mid Penn has maintained the allowance for loan and lease losses in accordance with Mid Penn's assessment process, which took into consideration the risk characteristics of the loan and lease portfolio and shifting collateral values from December 31, 2010 to December 31, 2011. For the year ended December 31, 2011, the provision for loan and lease losses was \$1,205,000, as compared to \$2,635,000 for the year ended December 31, 2010.

For the year ended December 31, 2011, Mid Penn had net charge-offs of \$1,494,000 compared to net charge-offs of \$3,260,000 during the year ended December 31, 2010. Loans charged off during 2011 were comprised of 12 residential real estate loans totaling \$310,000, 9 commercial and industrial loans totaling \$546,000, 8 commercial real estate loans totaling \$545,000, and 4 leases representing \$44,000 of the total charged off during 2011. The remaining \$142,000 was comprised primarily of various consumer loans. Mid Penn may need to make future adjustments to the allowance and the provision for loan and lease losses if economic conditions or loan credit quality differs substantially from the assumptions used in making Mid Penn's evaluation of the level of the allowance for loan losses as compared to the balance of outstanding loans.

Following its model for loan and lease loss allowance adequacy, management recorded a \$1,205,000 provision in 2011, as well as a provision of \$2,635,000 in 2010, and \$9,520,000 in 2009. The allowance for loan and lease losses as a percentage of total loans was 1.40% at December 31, 2011, compared to 1.51% at December 31, 2010 and 1.60% at December 31, 2009.

impacted by regulatory changes contained in the Dodd-Frank Act governing overdraft charges, which has resulted in a reduction in NSF revenue.

Income from fiduciary activities for 2011 was \$539,000, a \$108,000 or 25.1% increase from \$431,000 in 2010, which was a \$14,000 or 3.4% increase from \$417,000 in 2009. This revenue source is comprised of fees generated by Mid Penn's Trust department and fees from the sale of third-party mutual funds and annuities to the Bank's retail and commercial customers. Trust department income for 2011 was \$185,000, a \$15,000 or 7.5% decrease from \$200,000 in 2010, which was a \$43,000 or 17.7% decrease from \$243,000 in 2009. Trust Department income can fluctuate from year to year, due to the number of estates settled during the year. Fees from third-party mutual fund and annuity sales were \$354,000 in 2011, \$231,000 in 2010, and \$174,000 in 2009.

Mortgage banking income remained robust during the year ended December 31, 2011. Historically low long-term mortgage rates triggered a wave of refinancing activity, generating robust fee income from this line of business. During 2011, Mid Penn decided to add approximately \$1,960,000 in secondary market qualified loans to the loan portfolio. This resulted in a slight decline in mortgage banking income to \$390,000 in 2011 from \$423,000 in 2010.

Mid Penn owns cash surrender value of life insurance policies on its directors. The income on these policies amounted to \$258,000 during the year 2011, \$270,000 in 2010, and \$280,000 in 2009. In addition to the income on these life insurance policies, Mid Penn recognized a gain on life insurance proceeds in 2009 of \$158,000 from the death of a retired director in February 2009.

Other income amounted to \$1,105,000 in 2011, \$1,151,000 in 2010, and \$1,198,000 in 2009.

TABLE 4: NONINTEREST INCOME

(Dollars in thousands)

	Years ended December 31,		
	2011	2010	2009
Income from fiduciary activities	\$ 539	\$ 431	\$ 417
Service charges on deposits	704	1,139	1,479
Investment securities gains, net	-	-	-
Earnings from cash surrender value of life insurance	258	270	280
Gain on life insurance proceeds	-	-	158
Mortgage banking income	390	423	124
Merchant services revenue	165	141	128
ATM debit card interchange income	452	408	341
Other income	488	602	729
Total Noninterest Income	<u>\$ 2,996</u>	<u>\$ 3,414</u>	<u>\$ 3,656</u>

Noninterest Expense

A summary of the major components of noninterest expense for the years ended December 31, 2011, 2010, and 2009 is reflected in Table 5. Noninterest expense increased to \$18,048,000 in 2011 from \$17,121,000 in 2010 and \$16,671,000 in 2009.

The major component of noninterest expense is salaries and employee benefits. Increases in the 2011 workforce primarily included additions to compliance and operations support functions within Mid Penn, in order to provide enhanced controls and procedures to support a more sophisticated product line and customer base. The escalating compliance and regulatory burden experienced by banks throughout the industry necessitated the hiring of dedicated compliance staff as well as dedicating resources from support areas throughout Mid Penn to complying with the expanding regulatory changes. Mid Penn also recognized in 2011 a full year of salary and employee benefits expense from the 2010 additions within the support functions throughout the Corporation to enhance controls and support future growth. During 2011, medical benefits increased \$126,000 from 2010 levels. In addition, commission-based compensation paid to mortgage originators and retail investment representatives increased \$107,000 from 2010 levels.

Occupancy and equipment expenses also increased in 2011 primarily in connection with utility and snow removal costs from the harsh winter months early in the year.

FDIC insurance expense increased in 2011, closing the year at \$1,057,000 as compared to \$897,000 during 2010. The historically high levels of FDIC insurance expense during 2009, 2010, and 2011 stem from the escalation in Deposit Insurance premiums assessed by the FDIC on all its member banks to restore the Deposit Insurance Fund and keep it solvent to handle future bank failures should they occur. Mid Penn's premium level was also negatively impacted by the increase in assets used in the calculation of Deposit Insurance premiums.

Computer expense increased from \$578,000 in 2010 to \$697,000 in 2011. Mid Penn has been making significant enhancements to technology platforms to enhance efficiencies within the support departments and enable updated products and services to customers. These charges reflect the ongoing service contracts for these enhancements.

Internet banking expense increased to \$195,000 in 2011 from \$138,000 in 2010. A major focus throughout 2010 was the implementation of an enhanced website and internet banking platform. The cost of providing enhanced functionality is reflected in this line item and is part of Mid Penn's efforts to provide a robust suite of technology-related products and services to the marketplace.

The final significant item was the loss on sale or write-down on foreclosed assets of (\$20,000) in 2011 and \$283,000 in 2010. During 2010, this item increased as a result of Mid Penn's ongoing analysis of the carrying values of repossessed properties and the adjustment of their values to current market rates in the face of the overall decline in real estate values plaguing the real estate market. In 2011, the carrying values on repossessed properties have stabilized and some small gains have been realized from the ongoing liquidation of these properties.

TABLE 5: NONINTEREST EXPENSE

(Dollars in thousands)	Years ended December 31,		
	<u>2011</u>	<u>2010</u>	<u>2009</u>
Salaries and employee benefits	\$ 9,519	\$ 8,760	\$ 8,173
Occupancy expense, net	1,075	916	844
Equipment expense	1,292	1,361	1,170
Pennsylvania Bank Shares tax expense	449	443	366
FDIC Assessment	1,057	897	1,163
Legal and Professional fees	444	529	814
Director fees and benefits expense	304	303	291
Marketing and advertising expense	354	308	679
Computer expense	697	578	393
Telephone expense	377	362	344
(Gain) loss / write-down on sale of foreclosed assets	(20)	283	110
Core deposit intangible amortization	65	65	65
Stationery and supplies expense	166	156	151
Postage expense	167	172	156
Courier expense	30	60	96
Meals, travel, and lodging expense	228	211	200
Correspondent service charge expense	79	87	95
Contributions expense	77	35	77
ATM debit card processing expense	152	122	126
Internet banking expense	195	138	88
Other expenses	1,341	1,335	1,270
Total Noninterest Expense	<u>\$ 18,048</u>	<u>\$ 17,121</u>	<u>\$ 16,671</u>

Investments

Mid Penn's investment portfolio is utilized to provide liquidity and managed to maximize return within reasonable risk parameters.

Mid Penn's entire portfolio of investment securities is considered available for sale. As such, the investments are recorded at fair value. Our investments are valued at a market price relative to investments of the same type with similar maturity dates. As the interest rate environment of these securities changes, the value of securities changes accordingly.

As of December 31, 2011, the unrealized gain on investment securities resulted in an increase in shareholders' equity of \$2,044,000 (unrealized gain on securities of \$3,096,000 less estimated income tax expense of \$1,052,000). At December 31, 2010, the unrealized gain on investment securities resulted in an increase in shareholders' equity of \$176,000 (unrealized gain on securities of \$266,000 less estimated income tax expense of \$90,000) compared to a December 31, 2009 increase in the unrealized gain included in other comprehensive income of \$817,000 (unrealized gain on securities of \$1,238,000 less estimated income tax expense of \$421,000). Mid Penn does not have any significant concentrations within its portfolio of investment securities. Table 6 provides a summary of our available for sale investment securities.

TABLE 6: FAIR VALUE OF INVESTMENT SECURITIES

(Dollars in thousands)

	December 31,		
	<u>2011</u>	<u>2010</u>	<u>2009</u>
U.S. Treasury and U.S. government agencies	\$ 27,617	\$ 17,394	\$ 15,700
Mortgage-backed U.S. government agencies	82,668	25,387	4,619
State and political subdivision obligations	48,366	27,678	26,781
Equity securities	392	243	245
	<u>\$ 159,043</u>	<u>\$ 70,702</u>	<u>\$ 47,345</u>

Maturity and yield information relating to the investment portfolio is shown in Table 7.

TABLE 7: INVESTMENT MATURITY AND YIELD

(Dollars in thousands)

As of December 31, 2011	One Year and Less	After One Year thru Five Years	After Five Years thru Ten Years	After Ten Years	Total
U.S. Treasury and U.S. government agencies	\$ 2,011	\$ 19,726	\$ 5,880	\$ -	\$ 27,617
Mortgage-backed U.S. government agencies	1	-	9,961	72,706	82,668
State and political subdivision obligations	565	5,130	13,099	29,572	48,366
Equity securities	-	-	-	392	392
	<u>\$ 2,577</u>	<u>\$ 24,856</u>	<u>\$ 28,940</u>	<u>\$ 102,670</u>	<u>\$ 159,043</u>
	One Year and Less	After One Year thru Five Years	After Five Years thru Ten Years	After Ten Years	Total
<u>Weighted Average Yields</u>					
U.S. Treasury and U.S. government agencies	0.99%	2.62%	4.77%	-	2.96%
Mortgage-backed U.S. government agencies	5.51%	-	4.36%	4.64%	4.61%
State and political subdivision obligations	7.38%	6.62%	5.67%	5.39%	5.62%
Equity securities	-	-	-	3.46%	3.46%
	<u>2.39%</u>	<u>3.45%</u>	<u>5.04%</u>	<u>4.85%</u>	<u>4.63%</u>

Loans

At December 31, 2011, loans and leases totaled \$482,717,000; a \$14,982,000 or 3.2% increase from December 31, 2010. During 2011, Mid Penn experienced a net increase in commercial real estate and commercial/industrial loans of approximately \$4,650,000. This increase was the result of an increase in business lending opportunities to credit-worthy borrowers within the markets Mid Penn serves during the latter portion of 2011. Mid Penn also experienced an increase in residential real estate loans of approximately \$10,798,000 during 2011 as real estate values stabilized and borrowers felt more comfortable refinancing higher-priced debt. Mid Penn added \$7,143,000 in conventional residential mortgages within the loan portfolio as an alternative to purchasing lower-yielding investment securities as part of this increase.

At December 31, 2011, loans, net of unearned income, represented 71.0% of earning assets as compared to 78.3% on December 31, 2010, and 84.8% on December 31, 2009.

The Bank's loan portfolio is diversified among individuals and small and medium-sized businesses generally located within the Bank's trading area of Dauphin County, lower Northumberland County, western Schuylkill County and eastern Cumberland County. Commercial real estate, construction and land development loans are collateralized mainly by mortgages on the income-producing real estate or land involved. Commercial, industrial and agricultural loans are made to business entities and may be secured by business assets, including commercial real estate, or may be unsecured. Residential real estate loans are secured by liens on the residential property. Consumer loans include installment loans, lines of credit and home equity loans. The Bank has no concentration of credit to any one borrower. The Bank's highest concentration of credit is in Commercial Real Estate financings.

A distribution of the Bank's loan portfolio according to major loan classification is shown in Table 8.

TABLE 8: LOAN PORTFOLIO

	<u>2011</u>		<u>2010</u>		December 31,		<u>2008</u>		<u>2007</u>	
	<u>Amount</u>	<u>%</u>	<u>Amount</u>	<u>%</u>	<u>Amount</u>	<u>%</u>	<u>Amount</u>	<u>%</u>	<u>Amount</u>	<u>%</u>
Commercial real estate, construction and land development	\$ 249,204	51.6	\$ 252,915	54.0	\$ 253,878	52.8	\$ 234,762	53.9	\$ 197,192	52.1
Commercial, industrial and agricultural	78,656	16.3	70,295	15.0	85,795	17.8	71,385	16.4	65,421	17.3
Real estate - residential	146,846	30.4	136,048	29.1	128,522	26.7	118,547	27.2	106,141	28.0
Consumer	8,327	1.7	8,922	1.9	12,884	2.7	11,103	2.5	9,987	2.6
Total Loans	<u>483,033</u>	<u>100.0</u>	<u>468,180</u>	<u>100.0</u>	<u>481,079</u>	<u>100.0</u>	<u>435,797</u>	<u>100.0</u>	<u>378,741</u>	<u>100.0</u>
Unearned income	<u>(316)</u>		<u>(445)</u>		<u>(694)</u>		<u>(1,154)</u>		<u>(1,613)</u>	
Loans net of unearned discount	482,717		467,735		480,385		434,643		377,128	
Allowance for loan and lease losses	<u>(6,772)</u>		<u>(7,061)</u>		<u>(7,686)</u>		<u>(5,505)</u>		<u>(4,790)</u>	
Net loans	<u>\$ 475,945</u>		<u>\$ 460,674</u>		<u>\$ 472,699</u>		<u>\$ 429,138</u>		<u>\$ 372,338</u>	

Mid Penn's maturity and rate sensitivity information related to the loan portfolio is reflected in Table 9.

TABLE 9: LOAN MATURITY AND INTEREST SENSITIVITY

(Dollars in thousands)	As of December 31, 2011			
	<u>One Year and Less</u>	<u>After One Year thru Five Years</u>	<u>After Five Years</u>	<u>Total</u>
Commercial real estate, construction and land development	\$ 20,911	\$ 26,303	\$ 201,990	\$ 249,204
Commercial, industrial and agricultural	\$ 8,725	50,565	19,366	78,656
Real estate - residential mortgages	13,830	35,070	97,946	146,846
Consumer	2,785	3,543	1,683	8,011
	<u>\$ 46,251</u>	<u>\$ 115,481</u>	<u>\$ 320,985</u>	<u>\$ 482,717</u>
<u>Rate Sensitivity</u>				
Predetermined rate	\$ 45,820	\$ 109,446	\$ 114,543	\$ 269,809
Floating or adjustable rate	431	6,035	206,442	212,908
	<u>\$ 46,251</u>	<u>\$ 115,481</u>	<u>\$ 320,985</u>	<u>\$ 482,717</u>

Credit Quality, Credit Risk, and Allowance for Loan and Lease Losses

Other than as described herein, we do not believe there are any trends, events or uncertainties that are reasonably expected to have a material impact on future results of operations, liquidity, or capital resources. Further, based on known information, we believe that the effects of current and past economic conditions and other unfavorable business conditions may influence certain borrowers' abilities to comply with their repayment terms. Mid Penn continues to monitor closely the financial strength of these borrowers. Mid Penn does not engage in practices which may be used to artificially shield certain borrowers from the negative economic or business cycle effects that may compromise their ability to repay. Mid Penn does not structure construction loans with interest reserve components. Mid Penn has not in the past performed any commercial real estate or other type loan workouts whereby an existing loan was restructured into multiple new loans. Also, Mid Penn does not extend loans at maturity due to the existence of guarantees, without recognizing the credit as impaired. While the existence of a guarantee may be a mitigating factor in determining the proper level of allowance once impairment has been identified, the guarantee does not affect the impairment analysis.

TABLE 10: NONPERFORMING ASSETS

(Dollars in thousands)	December 31,				
	<u>2011</u>	<u>2010</u>	<u>2009</u>	<u>2008</u>	<u>2007</u>
Nonperforming Assets:					
Nonaccrual loans	\$ 11,800	\$ 17,228	\$ 14,933	\$ 4,113	\$ 4,317
Loans renegotiated with borrowers	571	2,323	308	51	-
Total nonperforming loans	<u>12,371</u>	<u>19,551</u>	<u>15,241</u>	<u>4,164</u>	<u>4,317</u>
Foreclosed real estate	931	596	663	1,516	528
Other repossessed property	-	-	-	-	59
Total non-performing assets	<u>13,302</u>	<u>20,147</u>	<u>15,904</u>	<u>5,680</u>	<u>4,904</u>
Accruing loans 90 days or more past due	-	19	661	1,860	2,439
Total risk elements	<u>\$ 13,302</u>	<u>\$ 20,166</u>	<u>\$ 16,565</u>	<u>\$ 7,540</u>	<u>\$ 7,343</u>
Nonperforming loans as a % of total loans outstanding	2.56%	4.18%	3.17%	0.96%	1.14%
Nonperforming assets as a % of total loans outstanding and other real estate	2.76%	4.31%	3.31%	1.30%	1.30%
Ratio of allowance for loan losses to nonperforming loans	54.74%	36.12%	50.43%	132.20%	110.96%

Mid Penn assesses a specific allocation for both commercial loans and commercial real estate loans prior to charging down or charging off the loan. Once the charge down is taken, the remaining balance remains a nonperforming loan with the original terms and interest rate intact and is not treated as a restructured credit. During 2011, nonperforming loans declined \$7,180,000 from \$19,551,000 at December 31, 2010. This improvement has been the result of slight improvement in some sectors of the general economy and maintaining a close relationship with troubled borrowers as they navigate their plan toward a resolution of credit issues.

Mid Penn's troubled debt restructured loans at December 31, 2011 totaled \$4,602,000, of which, \$571,000 are accruing residential mortgages in compliance with the terms of the modification. As a result of the evaluation, a specific allocation and, subsequently, charge offs have been taken as appropriate. Further discussion of troubled debt restructured loans can be found in Note 7 to Mid Penn's Consolidated Financial Statements, which are incorporated herein by reference. As of December 31, 2011, there were no defaulted troubled debt restructured loans as all troubled debt restructured loans were current with respect to their associated forbearance agreements.

Mid Penn entered into forbearance agreements on all loans currently classified as troubled debt restructures and all of these agreements have resulted in additional principal repayment. The terms of these forbearance agreements vary whereby principal payments have been decreased, interest rates have been reduced and/or the loan will be repaid as collateral is sold.

As a result of adopting the amendments in ASU No. 2011-02, Mid Penn reassessed all restructurings that occurred on or after the beginning of the current fiscal year (January 1, 2011) for identification as troubled debt restructurings. Mid Penn identified no loans for which the allowance for loan losses had previously been measured under a general allowance for credit losses methodology that are now considered troubled debt restructurings in accordance with ASU No. 2011-02.

The following table provides additional analysis of partially charged-off loans:

TABLE 11: PARTIALLY CHARGED OFF LOANS

(Dollars in thousands)

	<u>December 31, 2011</u>	<u>December 31, 2010</u>
Period ending total loans outstanding (net of unearned income)	\$ 482,717	\$ 467,735
Allowance for loan and lease losses	6,772	7,061
Total Nonperforming loans	12,371	19,551
Nonperforming and impaired loans with partial charge-offs	4,505	7,487
Ratio of nonperforming loans with partial charge-offs to total loans	0.93%	1.60%
Ratio of nonperforming loans with partial charge-offs to total nonperforming loans	36.42%	38.29%
Coverage ratio net of nonperforming loans with partial charge-offs	86.09%	58.53%
Ratio of total allowance to total loans less nonperforming loans with partial charge-offs	1.42%	1.53%

Mid Penn has not experienced any additional charge-offs on loans for which a partial charge-off had originally been taken.

Mid Penn considers a commercial loan or commercial real estate loan to be impaired when it becomes 90 days or more past due and not in the process of collection. This methodology assumes the borrower cannot or will not continue to make additional payments. At that time the loan would be considered collateral dependent as the discounted cash flow ("DCF") method indicates no operating income is available for evaluating the collateral position; therefore, all impaired loans are deemed to be collateral dependent.

Mid Penn evaluates loans for charge-off on a monthly basis. Policies that govern the recommendation for charge-off are unique to the type of loan being considered. Commercial loans rated as nonaccrual or lower will first have a collateral evaluation completed in accordance with the guidance on impaired loans. Once the collateral evaluation has been completed, a specific allocation of allowance is made based upon the results of the evaluation. In the event the loan is unsecured, the loan would have been charged-off at the recognition of impairment. If the loan is secured, it will undergo a 90 day waiting period to ensure the collateral shortfall identified in the evaluation is accurate and then charged down by the specific allocation. Once the charge down is taken, the remaining balance remains a nonperforming loan with the original terms and interest rate intact (not restructured). Commercial real estate loans rated as impaired will also have an initial collateral evaluation completed in accordance with the guidance on impaired loans. An updated real estate valuation is ordered and the collateral evaluation is modified to reflect any variations in value. A specific allocation of allowance is made for any anticipated collateral shortfall and a 90-day waiting period begins to ensure the accuracy of the collateral shortfall. The loan is then charged down by the specific allocation. Once the charge down is taken, the remaining balance remains a nonperforming loan with the original terms and interest rate intact (not restructured). The process of charge-off for residential mortgage loans begins upon a loan becoming delinquent for 90 days and not in the process of collection. The existing appraisal is reviewed and a lien search is obtained to determine lien position and any instances of intervening liens. A new appraisal of the property will be ordered if deemed necessary by management and a collateral evaluation is completed. The loan will then be charged down to the value indicated in the evaluation. Consumer loans are recommended for charge-off after reaching delinquency of 90 days and the loan is not in the process of collection. The entire balance of the consumer loan is recommended for charge-off at this point.

As noted above, Mid Penn assesses a specific allocation for both commercial loans and commercial real estate loans prior to charging down or charging off the loan. Once the charge down is taken, the remaining balance remains a nonperforming loan with the original terms and interest rate intact (not restructured). In addition, Mid Penn takes a preemptive step when any commercial loan or commercial real estate loan becomes classified under its internal classification system. A preliminary collateral evaluation in accordance with the guidance on impaired loans is prepared using the existing collateral information in the loan file. This process allows Mid Penn to review both the credit and documentation files to determine the status of the information needed to make a collateral evaluation. This collateral evaluation is preliminary but allows Mid Penn to determine if any potential collateral shortfalls exist.

Larger groups of small-balance loans, such as residential mortgages and consumer installment loans are collectively evaluated for impairment. Accordingly, individual consumer and residential loans are not separately identified for impairment disclosures unless such loans are the subject of a restructuring agreement.

Mid Penn's rating system assumes any loans classified as sub-standard non-accrual to be impaired, and all of these loans are considered collateral dependent; therefore, all of Mid Penn's impaired loans, whether reporting a specific allocation or not, are considered collateral dependent.

It is Mid Penn's policy to obtain updated third party valuations on all impaired loans collateralized by real estate within 30 days of the credit being classified as sub-standard non-accrual. Prior to receipt of the updated real estate valuation Mid Penn will use any existing real estate valuation to determine any potential allowance issues; however no allowance recommendation will be made until which time Mid Penn is in receipt of the updated valuation. The credit department employs an electronic tracking system to monitor the receipt of and need for updated appraisals. To date, there have been no significant time lapses noted with the above processes.

In some instances Mid Penn is not holding real estate as collateral and is relying on business assets (personal property) for repayment. In these circumstances a collateral inspection is performed by Mid Penn personnel to determine an estimated value. The value is based on net book value, as provided by the financial statements, and discounted accordingly based on determinations made by management. Occasionally, Mid Penn will employ an outside service to provide a fair estimate of value based on auction sales or private sales. Management reviews the estimates of these third parties and discounts them accordingly based on management's judgment, if deemed necessary.

For impaired loans with no valuation allowance required, Mid Penn's practice of obtaining independent third party market valuations on the subject property within 30 days of being placed on non-accrual status sometimes indicates that the loan to value ratio is sufficient to obviate the need for a specific allocation in spite of significant deterioration in real estate values in Mid Penn's primary market area. These circumstances are determined on a case by case analysis of the impaired loans.

Mid Penn actively monitors the values of collateral on impaired loans. This monitoring may require the modification of collateral values over time or changing circumstances by some factor, either positive or negative, from the original values. All collateral values will be assessed by management at least every 18 months for possible revaluation by an independent third party.

Mid Penn does not currently, or plan in the future to, use automated valuation methodologies as a method of valuing real estate collateral.

As of December 31, 2011, Mid Penn had several unrelated loan relationships, with an aggregate carrying balance of \$10,926,000, deemed impaired. This pool of loans is further broken down into a group of loans with an aggregate carrying balance of \$5,155,000 for which specific allocations totaling \$1,846,000 have been included within the loan loss reserve for these loans. The remaining \$5,771,000 of loans requires no specific allocation within the loan loss reserve. The \$10,926,000 pool of impaired loan relationships is comprised of \$7,834,000 in real estate secured commercial relationships and \$3,092,000 in business relationships. There are specific allocations against the real estate secured pool totaling \$523,000, spread among seventeen relationships composed primarily of customers engaged in real estate investment activities. The group of impaired business relationships with specific allocations is made up of eight relationships and a specific allocation of \$1,323,000 has been set aside against these credits. Seven small business relationships account for \$451,000 of the specific allocations due to the negative effects of the economy on their businesses. One additional large commercial participation loan in this pool has shown exceptional collateral devaluation and is responsible for a specific allocation of \$872,000 of the total pool attributable to this segment. Management currently believes that the specific reserves are adequate to cover probable future losses related to these relationships.

The allowance for loan losses is a reserve established in the form of a provision expense for loan and lease losses and is reduced by loan charge-offs net of recoveries. In conjunction with an internal loan review function that operates independently of the lending function, management monitors the loan portfolio to identify risk on a monthly basis so that an appropriate allowance is maintained. Based on an evaluation of the loan portfolio, management presents a monthly review of the allowance for loan and lease losses to the Board of Directors, indicating any changes in the allowance since the last review. In making the evaluation, management considers the results of recent regulatory examinations, which typically include a review of the allowance for loan and lease losses an integral part of the examination process.

In establishing the allowance, management evaluates on a quantitative basis individual classified loans and nonaccrual loans, and determines an aggregate reserve for those loans based on that review. In addition, an allowance for the remainder of the loan and lease portfolio is determined based on historical loss experience within certain components of the portfolio. These allocations may be modified if current conditions indicate that loan and lease losses may differ from historical experience.

In addition, a portion of the allowance is established for losses inherent in the loan and lease portfolio which have not been identified by the quantitative processes described above. This determination inherently involves a higher degree of subjectivity, and considers risk factors that may not have yet manifested themselves in historical loss experience. These factors include:

- Changes in local, regional, and national economic and business conditions affecting the collectability of the portfolio, the values of underlying collateral, and the condition of various market segments.
- Changes in the volume and severity of past due loans, the volume of nonaccrual loans, and the volume and severity of adversely classified loans.
- Changes in the experience, ability, and depth of lending management and other relevant staff as well as the quality of the institution's loan review system.
- Changes in the nature and volume of the portfolio and the terms of loans generally offered.

- The existence and effect of any concentrations of credit and changes in the level of such concentrations.

While the allowance for loan and lease losses is maintained at a level believed to be adequate by management for covering estimated losses in the loan and lease portfolio, determination of the allowance is inherently subjective, as it requires estimates, all of which may be susceptible to significant change. Changes in these estimates may impact the provisions charged to expense in future periods.

Management believes, based on information currently available, that the allowance for loan and lease losses of \$6,772,000 is adequate as of December 31, 2011.

The allocation of the allowance for loan and lease losses among the major classifications is shown in Table 12 as of December 31 of each of the past five years.

TABLE 12: ALLOCATION OF THE ALLOWANCE FOR LOAN AND LEASE LOSSES

(Dollars in thousands)	December 31,				
	<u>2011</u>	<u>2010</u>	<u>2009</u>	<u>2008</u>	<u>2007</u>
Commercial real estate, construction and land development	\$ 2,988	\$ 3,002	\$ 3,334	\$ 3,326	\$ 2,908
Commercial, industrial and agricultural	2,874	3,246	3,545	1,860	1,607
Real estate - residential	332	206	175	87	75
Consumer	435	412	467	172	148
Unallocated	143	195	165	60	52
	<u>\$ 6,772</u>	<u>\$ 7,061</u>	<u>\$ 7,686</u>	<u>\$ 5,505</u>	<u>\$ 4,790</u>

The 2011 provision of \$1,205,000 is a decrease of \$1,430,000 from the \$2,635,000 provision in 2010. The smaller provision is reflective of the aggressive loan charge-offs taken at the end of 2009 and in 2010, resulting from the deterioration in the overall quality of our loan portfolio caused by the recession and problems in the commercial real estate sector. The continued slowness in the economy and continuing credit quality concerns of Mid Penn's loan portfolio during 2011 necessitated larger than pre-2009 provision levels, even though the amount was a reduction from 2010.

The allowance for loan and lease losses at December 31, 2011 was \$6,772,000, or 1.40% of total loans less unearned discount as compared to \$7,061,000, or 1.51% at December 31, 2010 and \$7,686,000, or 1.60% at December 31, 2009.

Deposits and Other Funding Sources

Mid Penn's primary source of funds are deposits. Total deposits at December 31, 2011, increased by \$79,073,000 or 14.2% over December 31, 2010, which increased by \$54,967,000 or 11.0% over December 31, 2009. Average balances and average interest rates applicable to the major classifications of deposits for the years ended December 31, 2011, 2010, and 2009 are presented in Table 13.

Average short-term borrowings for 2011 were \$803,000 as compared to \$3,798,000 in 2010. These borrowings included customer repurchase agreements, treasury tax and loan note option borrowings and federal funds purchased. One \$5,000,000 long-term borrowing matured in 2011, while no new long-term borrowing arrangements were entered into during the year.

At December 31, 2011, the Bank had \$13,354,000 in brokered deposits. With additional success in the local deposit environment, the Bank reduced its brokered deposit funding by \$3,140,000 in 2011, after having reduced such funding by \$11,395,000 in 2010.

TABLE 13: DEPOSITS BY MAJOR CLASSIFICATION

(Dollars in thousands)

	2011		December 31, 2010		2009	
	Average	Average	Average	Average	Average	Average
	<u>Balance</u>	<u>Rate</u>	<u>Balance</u>	<u>Rate</u>	<u>Balance</u>	<u>Rate</u>
Noninterest-bearing demand deposits	\$ 63,484	0.00%	\$ 58,480	0.00%	\$ 51,464	0.00%
Interest-bearing demand deposits	57,342	0.25%	48,024	0.14%	38,198	0.09%
Money market	248,615	1.20%	163,415	1.44%	87,427	1.58%
Savings	27,801	0.05%	26,585	0.06%	26,241	0.06%
Time	209,574	2.56%	239,761	2.87%	255,123	3.64%
	<u>\$ 606,816</u>	<u>1.40%</u>	<u>\$ 536,265</u>	<u>1.74%</u>	<u>\$ 458,453</u>	<u>2.34%</u>

The maturity distribution of time deposits of \$100,000 or more is reflected in Table 14.

TABLE 14: MATURITY OF TIME DEPOSITS \$100,000 OR MORE

(Dollars in thousands)

	December 31,		
	2011	2010	2009
Three months or less	\$ 7,824	\$ 7,322	\$ 22,712
Over three months to twelve months	21,979	21,031	37,443
Over twelve months	36,807	37,870	25,682
	<u>\$ 66,610</u>	<u>\$ 66,223</u>	<u>\$ 85,837</u>

Capital Resources

Shareholders' equity, or capital, is evaluated in relation to total assets and the risk associated with those assets. The detailed computation of the Bank's regulatory capital ratios can be found in Note 17 of Item 8, Notes to Consolidated Financial Statements. The greater a corporation's capital resources, the more likely it is to meet its cash obligations and absorb unforeseen losses. Too much capital, however, indicates that not enough of the corporation's earnings have been invested in the continued growth of the business or paid to shareholders. The buildup makes it difficult for a corporation to offer a competitive return on the shareholders' capital going forward. For these reasons capital adequacy has been, and will continue to be, of paramount importance.

Shareholders' equity increased in 2011 by \$5,251,000 or 10.9%, following an increase in 2010 of \$1,497,000 or 3.2% and a decrease in 2009 of \$4,186,000 or 8.2%. Capital was positively impacted in 2011 by the net income of \$4,029,000 and the increase in other comprehensive income from the increase in value of the assets in the available for sale investment portfolio. Capital was positively impacted in 2010 by the net income of \$2,234,000 and the continued suspension of the common dividend to shareholders. Capital was negatively impacted in 2009 by the net loss of \$2,809,000 and the payment of cash dividends to common shareholders of \$1,809,000.

Mid Penn's normal intent for dividend payout is to provide quarterly cash returns to shareholders and earnings retention at a level sufficient to finance future growth. During the fourth quarter of 2009, Mid Penn suspended the quarterly cash dividend consistent with Federal Reserve Board policy that dividend payouts should not exceed net income for the previous four quarters, net of dividends paid during that period. Mid Penn continued the suspension of the quarterly cash dividend to shareholders throughout 2010, consistent with Federal Reserve Board policy. Mid Penn reinstated a dividend payout of \$0.05 per common share during each of the calendar quarters in 2011. The dividends paid on common shares totaled \$0.20 for the year ended December 31, 2011. On January 25, 2012, Mid Penn declared a cash dividend of \$0.05 per common share, payable on February 27, 2012 to shareholders of record as of February 8, 2012.

The dividend payout ratio, which represents the percentage of annual net income returned to shareholders in the form of cash dividends, was 15.3% for 2011 and 0.0% for 2010.

Mid Penn maintained the following regulatory capital levels, leverage ratios, and risk-based capital ratios as of December 31, 2011, and 2010, as follows:

(Dollars in thousands)

	<u>Capital Adequacy</u>					
	<u>Actual:</u>		<u>Minimum Capital Required:</u>		<u>To Be Well-Capitalized Under Prompt Corrective Action Provisions:</u>	
	<u>Amount</u>	<u>Ratio</u>	<u>Amount</u>	<u>Ratio</u>	<u>Amount</u>	<u>Ratio</u>
<u>Corporation</u>						
As of December 31, 2011:						
Tier 1 Capital (to Average Assets)	\$ 50,451	7.0%	\$ 28,679	4.0%	N/A	N/A
Tier 1 Capital (to Risk Weighted Assets)	50,451	10.3%	19,566	4.0%	N/A	N/A
Total Capital (to Risk Weighted Assets)	56,513	11.6%	39,132	8.0%	N/A	N/A
<u>Bank</u>						
As of December 31, 2011:						
Tier 1 Capital (to Average Assets)	\$ 50,265	7.1%	\$ 28,326	4.0%	\$ 35,408	5.0%
Tier 1 Capital (to Risk Weighted Assets)	50,265	10.4%	19,367	4.0%	29,051	6.0%
Total Capital (to Risk Weighted Assets)	56,327	11.6%	38,735	8.0%	48,419	10.0%
<u>Corporation</u>						
As of December 31, 2010:						
Tier 1 Capital (to Average Assets)	\$ 46,957	7.4%	\$ 25,352	4.0%	N/A	N/A
Tier 1 Capital (to Risk Weighted Assets)	46,957	10.2%	18,501	4.0%	N/A	N/A
Total Capital (to Risk Weighted Assets)	52,711	11.4%	37,002	8.0%	N/A	N/A
<u>Bank</u>						
As of December 31, 2010:						
Tier 1 Capital (to Average Assets)	\$ 46,799	7.4%	\$ 25,388	4.0%	\$ 31,735	5.0%
Tier 1 Capital (to Risk Weighted Assets)	46,799	10.2%	18,357	4.0%	27,536	6.0%
Total Capital (to Risk Weighted Assets)	52,553	11.5%	36,714	8.0%	45,893	10.0%

Capital Purchase Program Participation

On December 19, 2008, Mid Penn Bancorp, Inc. (the "Corporation") entered into an agreement (including the Securities Purchase Agreement – Standard Terms) (the "Purchase Agreement") with the United States Department of the Treasury (the "Treasury") pursuant to which the Treasury invested \$10,000,000 in the Corporation under the Treasury's Capital Purchase Program (the "CPP").

Under the Purchase Agreement, the Treasury received (1) 10,000 shares of Series A Fixed Rate Cumulative Perpetual Preferred Stock, \$1,000 liquidation preference, and (2) Warrants to purchase up to 73,099 shares of the Corporation's common stock at an exercise price of \$20.52 per share.

The preferred shares pay cumulative dividends at a rate of 5% per annum for the first five years and 9% per annum thereafter. The preferred shares are non-voting, other than class voting rights on certain matters that could adversely affect the preferred shares. If dividends on the preferred shares have not been paid for an aggregate of six quarterly dividend periods or more, whether consecutive or not, the Corporation's authorized number of directors will automatically be increased by two, and holders of the preferred stock, voting together with holders of any then outstanding parity stock, will have the right to elect those directors at the Corporation's next annual meeting of shareholders or special meeting of shareholders called for that purpose. These preferred share directors would be elected annually and serve until all accrued and unpaid dividends on the preferred shares have been paid.

Pursuant to the American Recovery and Reinvestment Act of 2009 ("ARRA"), the Secretary of the Treasury shall permit, subject to consultation with the appropriate Federal banking agency, the Corporation to redeem the Series A Preferred Stock. The Corporation may do so without regard to the source of the funds to be used to redeem the Series A Preferred Stock or any minimum waiting period. If the Corporation elects to redeem the Series A Preferred Stock prior to February 15, 2012, and receives approval from the Treasury and the Board of Governors of the Federal Reserve System, it must redeem at least \$2,500,000 of the Series A Preferred Stock. Upon redemption of the Series A Preferred Stock,

the Secretary of the Treasury is required to liquidate the warrants associated with the Corporation's participation in the CPP at the current market price. Any redemption is subject to the consent of the Board of Governors of the Federal Reserve System. Until December 19, 2011, or such earlier time as all preferred shares have been redeemed by the Corporation or transferred by Treasury to third parties that are not affiliated with Treasury, the Corporation may not, without Treasury's consent, increase its dividend rate per share of common stock above the per share quarterly amount in effect immediately prior to October 14, 2008 (\$0.20 per share) or, with certain limited exceptions, repurchase its common stock.

The warrants are immediately exercisable and have a 10-year term. The exercise price and number of shares subject to the warrants are both subject to anti-dilution adjustments. Treasury has agreed not to exercise voting power with respect to any shares of common stock issued upon exercise of the warrants; however, this agreement not to vote the shares does not apply to any person who may acquire such shares.

The preferred shares and the warrants were issued in a private placement exempt from registration pursuant to Section 4(2) of the Securities Act of 1933. The Corporation has filed a shelf registration statement covering the preferred shares, the warrants, and the common stock underlying the warrants. Treasury and other future holders of the preferred shares, the warrants, or the common stock issued pursuant to the warrants also have piggyback and demand registration rights with respect to these securities. None of the preferred shares, the warrants, or the shares issuable upon exercise of the warrants are subject to any contractual restrictions on transfer.

In the Purchase Agreement, the Corporation agreed that, until such time as the Treasury ceases to own any securities acquired from Mid Penn pursuant to the Purchase Agreement, the Corporation will take all necessary action to ensure that benefit plans with respect to our senior executive officers comply with Section 111(b) of the Emergency Economic Stability Act of 2008 (the "EESA") and applicable guidance or regulations issued by the Secretary of the Treasury. The applicable executive compensation requirements apply to the compensation of the Corporation's Chief Executive Officer, Chief Financial Officer, and certain other highly compensated executive officers.

These requirements, the compliance of which must be annually certified by Mid Penn's chief executive officer and chief financial officer, include:

1. limits on compensation that exclude incentives for senior executive officers of Mid Penn to take unnecessary and excessive risks that threaten the value of Mid Penn during the period in which any obligation arising from financial assistance provided under the TARP remains outstanding;
2. a provision for the recovery by Mid Penn of any bonus, retention award, or incentive compensation paid to a senior executive officer and any of the next 20 most highly-compensated employees of Mid Penn based on statements of earnings, revenues, gains, or other criteria that are later found to be materially inaccurate;
3. a prohibition on Mid Penn making any golden parachute payment to a senior executive officer or any of the next five most highly-compensated employees of Mid Penn during the period in which any obligation arising from financial assistance provided under the TARP remains outstanding;
4. a prohibition on Mid Penn paying or accruing any bonus, retention award, or incentive compensation to the most highly compensated employees of Mid Penn during the period in which any obligation arising from financial assistance provided under the TARP remains outstanding, except that any prohibition shall not apply to the payment of long-term restricted stock by Mid Penn, provided that such long-term restricted stock –
 - i. Does not fully vest during the period in which any obligation arising from financial assistance provided to Mid Penn remains outstanding;
 - ii. Has a value in an amount that is not greater than one-third of the total amount of annual compensation of the employee receiving the stock; and
 - iii. Is subject to such other terms and conditions as the Secretary of the Treasury may determine is in the public interest;
5. a prohibition on any compensation plan that would encourage manipulation of the reported earnings of Mid Penn to enhance the compensation of any of its employees; and
6. a requirement that Mid Penn's compensation committee remains entirely independent and meets at least semiannually to discuss and evaluate employee compensation plans in light of an assessment of any risk posed to Mid Penn from such plans.

In compliance with the EESA and ARRA, on February 27, 2009, Rory G. Ritrievi entered into a Capital Purchase Plan Executive Compensation Restriction Agreement with Mid Penn Bancorp, Inc. and Mid Penn Bank (the "Agreement"). The Agreement prohibits, during the period which any obligation to the Federal Government remains outstanding, any payment to Mr. Ritrievi (including bonus payments and payments upon a termination) which would violate the EESA and ARRA.

In addition to these requirements, Mid Penn must have in place a company-wide policy regarding excessive or luxury expenditures and must permit a separate nonbinding shareholder vote to approve the compensation of executives as disclosed pursuant to the compensation disclosure

rules of the Securities and Exchange Commission. Mid Penn has adopted such a luxury and expense policy and it appears on the Corporation's website at www.midpennbank.com.

Federal Income Taxes

Federal income tax expense for 2011 was \$1,223,000 compared to \$416,000 in 2010 and a federal income tax benefit of \$2,208,000 in 2009. The effective tax rate was 21% for 2011, 13% for 2010, and 49% for 2009.

The tax expense in 2011 and 2010 resulted from net income generated in the normal course of business. The tax benefit recorded in 2009 was related to a loss stemming from the increased provision for loan losses and increased noninterest expenses during 2009. Generally, our effective tax rate is below the statutory rate due to earnings on tax-exempt loans, investments, and bank-owned life insurance, and the impact of tax credits. The realization of deferred tax assets is dependent on future earnings. As a result of Mid Penn's adoption of ASC Topic 740, *Income Taxes*, no significant income tax uncertainties were identified; therefore, Mid Penn recognized no adjustment for unrealized income tax benefits for the periods ended December 31, 2011 and December 31, 2010. We currently anticipate that future earnings will be adequate to fully utilize deferred tax assets.

Liquidity

Mid Penn's asset-liability management policy addresses the management of Mid Penn's liquidity position and its ability to raise sufficient funds to meet deposit withdrawals, fund loan growth and meet other operational needs. Mid Penn utilizes its investments as a source of liquidity, along with deposit growth and increases in repurchase agreements and borrowings. (See Deposits and Other Funding Sources which appears earlier in this discussion.) Liquidity from investments is provided primarily through investments and interest-bearing balances with maturities of one year or less. Funds are available to Mid Penn through loans from the Federal Home Loan Bank and established federal funds (overnight) lines of credit. Mid Penn's major source of funds is its core deposit base.

Major sources of cash in 2011 came from the net increase in deposits of \$79,073,000, as well as the decrease in interest-bearing balances of \$27,564,000.

The major uses of cash in 2011 were the net purchase of investment securities of \$84,744,000 and the increase in loans and leases of \$17,774,000.

Major sources of cash in 2010 came from the net increase in deposits of \$54,967,000, as well as the proceeds from the maturity of investment securities of \$8,982,000 and the decrease in loans and leases of \$8,690,000.

The major uses of cash in 2010 were the purchase of investment securities of \$33,472,000 and the reduction in short-term borrowings and long-term debt of \$14,483,000 and \$10,174,000, respectively. Another major use of cash in 2010 was the increase in interest-bearing balances of \$16,437,000.

Aggregate Contractual Obligations

Table 15 represents Mid Penn's on-and-off balance sheet aggregate contractual obligations to make future payments as of December 31, 2011:

TABLE 15: AGGREGATE CONTRACTUAL OBLIGATIONS

(Dollars in thousands)

	Note Reference	Total	Payments Due by Period			
			One Year or Less	One to Three Years	Three to Five Years	More than Five Years
Certificates of deposit	9	\$ 201,892	\$ 94,171	\$ 76,938	\$ 29,153	\$ 1,630
Long-term debt	11	22,701	-	14,213	5,000	3,488
Operating lease obligations	19	341	109	211	21	-
Payments under benefit plans	13	1,574	103	245	316	910
		<u>\$ 226,508</u>	<u>\$ 94,383</u>	<u>\$ 91,607</u>	<u>\$ 34,490</u>	<u>\$ 6,028</u>

We are not aware of any other commitments or contingent liabilities which may have a material adverse impact on Mid Penn's liquidity or capital resources.

Effects of Inflation

A bank's asset and liability structure is substantially different from that of an industrial company in that virtually all assets and liabilities of a bank are monetary in nature. Management believes the impact of inflation on its financial results depends principally upon Mid Penn's ability to manage the balance sheet sensitivity to changes in interest rates and, by such reaction, mitigate the inflationary impact on performance. Interest rates do not necessarily move in the same direction or at the same magnitude as the prices of other goods and services. As discussed previously, Management seeks to manage the relationship between interest sensitive assets and liabilities in order to protect against wide interest rate fluctuations, including those resulting from inflation.

Information shown elsewhere in this Annual Report will assist in the understanding of how Mid Penn is positioned to react to changing interest rates and inflationary trends. In particular, the summary of net liabilities, as well as the composition of loans, investments and deposits should be considered.

Off-Balance Sheet Items

Mid Penn makes contractual commitments to extend credit and extends lines of credit, which are subject to Mid Penn's credit approval and monitoring procedures.

As of December 31, 2011, commitments to extend credit amounted to \$91,619,000 as compared to \$86,141,000 as of December 31, 2010.

Mid Penn also issues standby letters of credit to its customers. The risk associated with standby letters of credit is essentially the same as the credit risk involved in loan extensions to customers. Standby letters of credit decreased to \$7,320,000 at December 31, 2011, from \$10,048,000 at December 31, 2010.

Comprehensive Income (Loss)

Comprehensive Income (Loss) is a measure of all changes in equity of a corporation, excluding transactions with owners in their capacity as owners (such as proceeds from issuances of stock and dividends). The difference between Net Income (Loss) and Comprehensive Income (Loss) is termed "Other Comprehensive Income (Loss)." For Mid Penn, Other Comprehensive Income (Loss) consists primarily of unrealized gains and losses on available for sale securities, net of deferred income tax. Other Comprehensive Income (Loss) also includes a pension component in accordance with ASC Topic 715. Comprehensive Income (Loss) should not be construed to be a measure of Net Income (Loss). The amount of unrealized gains or losses reflected in Comprehensive Income (Loss) may vary widely at statement dates depending on the markets as a whole and how interest rate movements affect the market value of the portfolio of available for sale securities. Other Comprehensive Income (Loss) for the years ended December 31, 2011, 2010 and 2009 was \$1,880,000, (\$737,000), and \$369,000, respectively.

ITEM 7A. QUANTITATIVE AND QUALITATIVE DISCLOSURES ABOUT MARKET RISK

As a financial institution, Mid Penn's primary source of market risk is interest rate risk. Interest rate risk is the exposure to fluctuations in Mid Penn's future earnings (earnings at risk) resulting from changes in interest rates. This exposure or sensitivity is a function of the repricing characteristics of Mid Penn's portfolio of assets and liabilities. Each asset and liability reprices either at maturity or during the life of the instrument. Interest rate sensitivity is measured as the difference between the volume of assets and liabilities that are subject to repricing in a future period of time.

The principal purpose of asset-liability management is to maximize current and future net interest income within acceptable levels of interest rate risk while satisfying liquidity and capital requirements. Net interest income is increased by increasing the net interest margin and by volume growth. Thus the goal of interest rate risk management is to maintain a balance between risk and reward such that net interest income is maximized while risk is maintained at an acceptable level.

Mid Penn utilizes an asset-liability management model to measure the impact of interest rate movements on its interest rate sensitivity position. Mid Penn's management also reviews the traditional maturity gap analysis regularly. Mid Penn does not always attempt to achieve an exact match between interest sensitive assets and liabilities because it believes that an actively managed amount of interest rate risk is inherent and appropriate in the management of the Corporation's profitability.

Modeling techniques and simulation analysis involve assumptions and estimates that inherently cannot be measured with complete precision. Key assumptions in the analyses include maturity and repricing characteristics of assets and liabilities, prepayments on amortizing assets, non-maturing deposit sensitivity, and loan and deposit pricing. These assumptions are inherently uncertain due to the timing, magnitude and frequency of rate changes and changes in market conditions and management strategies, among other factors. However, the analyses are useful in quantifying risk and provide a relative gauge of Mid Penn's interest rate risk position over time.

Management reviews interest rate risk on a quarterly basis. This analysis includes earnings scenarios whereby interest rates are increased and decreased by 100, 200, and 300 basis points. These scenarios, detailed in Table 16, indicate that there would not be a significant variance in net interest income over a one-year time frame due to interest rate changes; however, actual results could vary significantly from the calculations prepared by Management. At December 31, 2011, all interest rate risk levels according to the model were within the tolerance limits of Board approved policy. In addition, the table does not take into consideration changes, which Management would make to realign its portfolio in the event of a changing rate environment.

TABLE 16: EFFECT OF HYPOTHETICAL CHANGES IN INTEREST RATES

December 31, 2011			December 31, 2010		
Change in Basis Points	% Change in Net Interest		Change in Basis Points	% Change in Net Interest	
	Income	Risk Limit		Income	Risk Limit
300	6.29%	+/- 25%	300	4.84%	+/- 25%
200	4.19%	+/- 15%	200	3.32%	+/- 15%
100	2.01%	+/- 10%	100	1.72%	+/- 10%
0			0		
(100)	-3.36%	+/- 10%	(100)	-1.87%	+/- 10%
(200)	-4.73%	+/- 15%	(200)	-3.89%	+/- 15%
(300)	-7.02%	+/- 25%	(300)	-5.88%	+/- 25%

MID PENN BANCORP, INC.

ITEM 8. FINANCIAL STATEMENTS AND SUPPLEMENTARY DATA

The following audited financial statements are set forth in this Annual Report of Form 10-K on the following pages:

Index to Financial Statements and Supplementary Data

Report of Independent Registered Public Accounting Firm	42
Consolidated Balance Sheets	43
Consolidated Statements of Operations	44
Consolidated Statements of Changes in Shareholders' Equity	45
Consolidated Statements of Cash Flows	46
Notes to Consolidated Financial Statements	47

Report of Independent Registered Public Accounting Firm

To the Board of Directors and Shareholders
Mid Penn Bancorp, Inc.

We have audited the accompanying consolidated balance sheets of Mid Penn Bancorp, Inc. and subsidiaries (the “Corporation”) as of December 31, 2011 and 2010, and the related consolidated statements of operations, changes in shareholders’ equity, and cash flows for each of the years in the three-year period ended December 31, 2011. The Corporation’s management is responsible for these consolidated financial statements. Our responsibility is to express an opinion on these consolidated financial statements based on our audits.

We conducted our audits in accordance with the standards of the Public Company Accounting Oversight Board (United States). Those standards require that we plan and perform the audit to obtain reasonable assurance about whether the consolidated financial statements are free of material misstatement. The Corporation is not required to have, nor were we engaged to perform, an audit of their internal control over financial reporting. Our audit included consideration of internal control over financial reporting as a basis for designing audit procedures that are appropriate in the circumstances, but not for expressing an opinion on the effectiveness of the Corporation’s internal control over financial reporting. Accordingly, we express no such opinion. An audit includes examining, on a test basis, evidence supporting the amounts and disclosures in the consolidated financial statements. An audit also includes assessing the accounting principles used and significant estimates made by management, as well as evaluating the overall financial statement presentation. We believe that our audits provide a reasonable basis for our opinion.

In our opinion, the consolidated financial statements referred to above present fairly, in all material respects, the financial position of the Corporation as of December 31, 2011 and 2010, and the results of their operations and their cash flows for each of the years in the three-year period ended December 31, 2011 in conformity with accounting principles generally accepted in the United States of America.

ParenteBeard LLC
Harrisburg, Pennsylvania
March 26, 2012

(Dollars in thousands, except per share data)

	<u>December 31, 2011</u>	<u>December 31, 2010</u>
ASSETS		
Cash and due from banks	\$ 9,847	\$ 6,779
Interest-bearing balances with other financial institutions	1,555	884
Federal funds sold	6,439	5,238
Total cash and cash equivalents	<u>17,841</u>	<u>12,901</u>
Interest-bearing time deposits with other financial institutions	27,477	55,041
Available for sale investment securities	159,043	70,702
Loans and leases, net of unearned interest	482,717	467,735
Less: Allowance for loan and lease losses	(6,772)	(7,061)
Net loans and leases	<u>475,945</u>	<u>460,674</u>
Bank premises and equipment, net	13,324	13,185
Restricted investment in bank stocks	3,120	3,828
Foreclosed assets held for sale	931	596
Accrued interest receivable	3,067	2,632
Deferred income taxes	2,439	2,875
Goodwill	1,016	1,016
Core deposit and other intangibles, net	274	351
Cash surrender value of life insurance	7,896	7,638
Other assets	3,010	6,018
Total Assets	<u>\$ 715,383</u>	<u>\$ 637,457</u>
LIABILITIES & SHAREHOLDERS' EQUITY		
Deposits:		
Noninterest bearing demand	\$ 73,261	\$ 60,228
Interest bearing demand	59,403	44,578
Money Market	271,521	209,936
Savings	27,978	26,466
Time	201,892	213,774
Total Deposits	<u>634,055</u>	<u>554,982</u>
Short-term borrowings	-	1,561
Long-term debt	22,701	27,883
Accrued interest payable	1,064	1,111
Other liabilities	4,111	3,719
Total Liabilities	<u>661,931</u>	<u>589,256</u>
Shareholders' Equity:		
Preferred stock, par value \$1,000; authorized 10,000,000 shares; 5% cumulative dividend; 10,000 shares issued and outstanding at December 31, 2011 and December 31, 2010	10,000	10,000
Common stock, par value \$1 per share; 10,000,000 shares authorized; 3,484,509 shares issued and outstanding at December 31, 2011 and 3,479,780 at December 31, 2010	3,484	3,480
Additional paid-in capital	29,830	29,810
Retained earnings	8,222	4,875
Accumulated other comprehensive income	1,916	36
Total Shareholders' Equity	<u>53,452</u>	<u>48,201</u>
Total Liabilities and Shareholders' Equity	<u>\$ 715,383</u>	<u>\$ 637,457</u>

The accompanying notes are an integral part of these consolidated financial statements.

MID PENN BANCORP, INC.
Consolidated Statements of Operations

(Dollars in thousands, except per share data)

	Years Ended December 31,		
	<u>2011</u>	<u>2010</u>	<u>2009</u>
INTEREST INCOME			
Interest & fees on loans and leases	\$ 28,038	\$ 27,397	\$ 28,039
Interest on interest-bearing balances	520	818	1,460
Interest and dividends on investment securities:			
U.S. Treasury and government agencies	1,619	788	652
State and political subdivision obligations, tax-exempt	1,329	1,108	1,171
Other securities	14	12	13
Interest on federal funds sold and securities purchased under agreements to resell	25	25	1
Total Interest Income	<u>31,545</u>	<u>30,148</u>	<u>31,336</u>
INTEREST EXPENSE			
Interest on deposits	8,509	9,319	10,726
Interest on short-term borrowings	4	18	112
Interest on long-term debt	1,009	1,305	2,466
Total Interest Expense	<u>9,522</u>	<u>10,642</u>	<u>13,304</u>
Net Interest Income	22,023	19,506	18,032
PROVISION FOR LOAN AND LEASE LOSSES			
Net Interest Income After Provision for Loan and Lease Losses	<u>20,818</u>	<u>16,871</u>	<u>8,512</u>
NONINTEREST INCOME			
Income from fiduciary activities	539	431	417
Service charges on deposits	704	1,139	1,479
Earnings from cash surrender value of life insurance	258	270	280
Gain on life insurance proceeds	-	-	158
Mortgage banking income	390	423	124
Other income	1,105	1,151	1,198
Total Noninterest Income	<u>2,996</u>	<u>3,414</u>	<u>3,656</u>
NONINTEREST EXPENSE			
Salaries and employee benefits	9,519	8,760	8,173
Occupancy expense, net	1,075	916	844
Equipment expense	1,292	1,361	1,170
Pennsylvania Bank Shares tax expense	449	443	366
FDIC Assessment	1,057	897	1,163
Legal and professional fees	444	529	814
Director fees and benefits expense	304	303	291
Marketing and advertising expense	354	308	679
Computer expense	697	578	393
Telephone expense	377	362	344
(Gain) loss on sale/write-down of foreclosed assets	(20)	283	110
Core deposit intangible amortization	65	65	65
Other expenses	2,435	2,316	2,259
Total Noninterest Expense	<u>18,048</u>	<u>17,121</u>	<u>16,671</u>
INCOME (LOSS) BEFORE PROVISION FOR (BENEFIT FROM)			
INCOME TAXES	5,766	3,164	(4,503)
Provision for (benefit from) income taxes	1,223	416	(2,208)
NET INCOME (LOSS)	4,543	2,748	(2,295)
Preferred stock dividends and discount accretion	514	514	514
NET INCOME (LOSS) AVAILABLE TO COMMON SHAREHOLDERS	<u>\$ 4,029</u>	<u>\$ 2,234</u>	<u>\$ (2,809)</u>
PER COMMON SHARE DATA:			
Basic Earnings (Loss) Per Common Share	\$ 1.16	\$ 0.64	\$ (0.81)
Diluted Earnings (Loss) Per Common Share	1.16	0.64	(0.81)
Cash Dividends	0.20	0.00	0.52

The accompanying notes are an integral part of these consolidated financial statements.

FOR YEARS ENDED DECEMBER 31, 2011, 2010 AND 2009

(Dollars in thousands, except share data)

	Preferred Stock	Common Stock	Additional Paid-in Capital	Retained Earnings	Accumulated Other Comprehensive Income	Treasury Stock	Total Shareholders' Equity
Balance, December 31, 2008	\$10,000	\$3,480	\$29,838	\$7,168	\$404	\$ -	\$50,890
Comprehensive loss:							
Net loss	-	-	-	(2,295)	-	-	(2,295)
Change in net unrealized gain (loss) on securities available for sale, net of reclassification adjustment and tax effects	-	-	-	-	263	-	263
Defined benefit plans, net of tax effects	-	-	-	-	106	-	106
Total comprehensive loss							(1,926)
Cash dividends (\$0.52 per share)				(1,809)			(1,809)
Preferred dividends	-	-	-	(437)	-	-	(437)
Amortization of warrant cost	-	-	(14)	-	-	-	(14)
Balance, December 31, 2009	10,000	3,480	29,824	2,627	773	-	46,704
Comprehensive income:							
Net income	-	-	-	2,748	-	-	2,748
Change in net unrealized gain (loss) on securities available for sale, net of reclassification adjustment and tax effects	-	-	-	-	(641)	-	(641)
Defined benefit plans, net of tax effects	-	-	-	-	(96)	-	(96)
Total comprehensive income							2,011
Preferred dividends	-	-	-	(500)	-	-	(500)
Amortization of warrant cost	-	-	(14)	-	-	-	(14)
Balance, December 31, 2010	10,000	3,480	29,810	4,875	36	-	48,201
Comprehensive income:							
Net income	-	-	-	4,543	-	-	4,543
Change in net unrealized gain (loss) on securities available for sale, net of reclassification adjustment and tax effects	-	-	-	-	1,868	-	1,868
Defined benefit plans, net of tax effects	-	-	-	-	12	-	12
Total comprehensive income							6,423
Cash dividends	-	-	-	(696)	-	-	(696)
Employee Stock Purchase Plan	-	4	34	-	-	-	38
Preferred dividends	-	-	-	(500)	-	-	(500)
Amortization of warrant cost	-	-	(14)	-	-	-	(14)
Balance, December 31, 2011	\$ 10,000	\$ 3,484	\$ 29,830	\$ 8,222	\$ 1,916	\$ -	\$ 53,452

The accompanying notes are an integral part of these consolidated financial statements.

MID PENN BANCORP, INC.
Consolidated Statements of Cash Flows

(Dollars in thousands)

	<u>Years Ended December 31,</u>		
	<u>2011</u>	<u>2010</u>	<u>2009</u>
Operating Activities:			
Net Income (Loss)	\$ 4,543	\$ 2,748	\$ (2,295)
Adjustments to reconcile net income (loss) to net cash provided by operating activities:			
Provision for loan and lease losses	1,205	2,635	9,520
Depreciation	1,230	1,302	1,115
Amortization of intangibles	77	18	37
Net (accretion) amortization of security (discounts) premiums	(767)	162	(212)
Earnings on cash surrender value of life insurance	(258)	(270)	(280)
Gain from life insurance proceeds	-	-	(158)
Loss on disposal of property, plant, and equipment	46	4	5
(Gain) loss on sale / write-down of foreclosed assets	(20)	283	110
Deferred income tax benefit	(526)	(288)	(243)
(Increase) decrease in accrued interest receivable	(435)	149	(34)
Decrease (increase) in other assets	3,006	887	(4,593)
Decrease in accrued interest payable	(47)	(639)	(661)
Increase (decrease) in other liabilities	392	279	(218)
Net Cash Provided By Operating Activities	8,446	7,270	2,093
Investing Activities:			
Net decrease (increase) in interest-bearing balances	27,564	(16,437)	11,472
Proceeds from the maturity of investment securities	26,413	8,982	15,360
Proceed from maturity of investment securities	-	-	-
Purchases of investment securities	(111,157)	(33,472)	(9,354)
Redemptions (purchases) of restricted investment in bank stock	708	201	(411)
Net (increase) decrease in loans and leases	(17,774)	8,690	(53,528)
Purchases of bank premises and equipment	(1,415)	(1,587)	(2,647)
Proceeds from sale of foreclosed assets	983	484	1,190
Proceeds from cash surrender value of life insurance	-	-	507
Net Cash Used In Investing Activities	(74,678)	(33,139)	(37,411)
Financing Activities:			
Net increase in demand deposits and savings accounts	90,955	109,653	42,791
Net (decrease) increase in time deposits	(11,882)	(54,686)	20,400
Net decrease in short-term borrowings	(1,561)	(14,483)	(7,933)
Issued senior preferred stock	-	-	-
Preferred stock dividend paid	(500)	(500)	(453)
Common stock dividend paid	(696)	-	(1,809)
Employee Stock Purchase Plan	38	-	-
Long-term debt repayment	(5,182)	(10,174)	(17,166)
Purchase of treasury stock	-	-	-
Proceeds from long-term debt	-	-	-
Net Cash Provided By Financing Activities	71,172	29,810	35,830
Net increase in cash and cash equivalents	4,940	3,941	512
Cash and cash equivalents, beginning of period	12,901	8,960	8,448
Cash and cash equivalents, end of period	\$ 17,841	\$ 12,901	\$ 8,960

(Dollars in thousands)

	<u>Years Ended December 31,</u>		
	<u>2011</u>	<u>2010</u>	<u>2009</u>
Supplemental Disclosures of Cash Flow Information:			
Interest paid	\$ 9,569	\$ 11,281	\$ 13,965
Income taxes paid	\$ 940	\$ 510	\$ 50
Supplemental Noncash Disclosures:			
Loan transfers to foreclosed assets held for sale	\$ 1,298	\$ 700	\$ 447

The accompanying notes are an integral part of these consolidated financial statements.

(1) Basis of Presentation

The accompanying consolidated financial statements include the accounts of Mid Penn Bancorp, Inc. and its wholly-owned subsidiaries Mid Penn Investment Corporation, Mid Penn Insurance Services, LLC, Mid Penn Bank (“Bank”), and the Bank’s wholly-owned subsidiary Mid Penn Insurance Services, LLC (collectively, “Mid Penn”). All material intercompany accounts and transactions have been eliminated in consolidation.

For comparative purposes, the December 31, 2010 and December 31, 2009 balances have been reclassified to conform to the 2011 presentation. Such reclassifications had no impact on net income.

Mid Penn has evaluated events and transactions occurring subsequent to the balance sheet date of December 31, 2011, for items that should potentially be recognized or disclosed in these consolidated financial statements. The evaluation was conducted through the date these consolidated financial statements were issued.

(2) Nature of Business

The Bank engages in a full-service commercial banking and trust business, making available to the community a wide range of financial services, including, but not limited to, installment loans, mortgage and home equity loans, secured and unsecured commercial and consumer loans, lines of credit, construction financing, farm loans, community development loans, loans to non-profit entities and local government loans and various types of time and demand deposits, including but not limited to, checking accounts, savings accounts, clubs, money market deposit accounts, certificates of deposit and IRAs. In addition, the Bank provides a full range of trust services through its Trust Department. Deposits are insured by the Federal Deposit Insurance Corporation (“FDIC”) to the extent provided by law.

The financial services are provided to individuals, partnerships, non-profit organizations, and corporations through its fourteen offices located in Dauphin County, the southern portion of Northumberland County, the western portion of Schuylkill County and the eastern portion of Cumberland County.

A decision was made to close the Mid Penn Investment Corporation, effective August 31, 2010 due to a lack of activity within the subsidiary.

A decision was made to close Mid Penn Insurance Services, LLC, effective December 31, 2009 due to lack of activity within the subsidiary.

Mid Penn Insurance Services LLC was revived in August of 2010 as a wholly-owned subsidiary of the Bank to provide a wide array of personal and commercial insurance products.

(3) Summary of Significant Accounting Policies

The accounting and reporting policies of Mid Penn conform with accounting principles generally accepted in the United States of America (“GAAP”) and to general practice within the financial industry. The following is a description of the more significant accounting policies.

(a) Use of Estimates

The preparation of financial statements requires management to make estimates and assumptions that affect the reported amounts of assets and liabilities and disclosure of contingent assets and liabilities at the date of the financial statements and the reported amounts of revenues and expenses during the reporting periods. Actual results could differ from those estimates.

Material estimates that are particularly susceptible to significant change relate to the determination of the allowance for loan and lease losses, the valuation of deferred tax assets, the assessment of other-than-temporary impairment of investment securities, core deposit intangible and goodwill valuation, and the potential impairment of restricted stock.

(b) Cash and Cash Equivalents

For purposes of the consolidated statements of cash flows, cash and cash equivalents include cash on hand, balances due from banks, and federal funds sold, all of which mature within ninety days.

(c) Investment Securities

Available for Sale Securities - includes debt and equity securities. Debt and equity securities are reported at fair value, with unrealized holding gains and losses excluded from earnings and reported, net of deferred income taxes, as a component of

accumulated other comprehensive income within shareholders' equity. Realized gains and losses on sales of investment securities are computed on the basis of specific identification of the cost of each security. Mid Penn had no trading securities or held to maturity securities in 2011 or 2010.

(d) **Loans and Allowance for Loan and Lease Losses**

Loans receivable that management has the intent and ability to hold for the foreseeable future or until maturity or payoff are stated at their outstanding unpaid principal balances, net of an allowance for loan losses and any deferred fees or costs. Interest income is accrued on the unpaid principal balance. Loan origination fees, net of certain direct origination costs, are deferred and recognized as an adjustment of the yield (interest income) of the related loans. These amounts are generally being amortized over the contractual life of the loan. Premiums and discounts on purchased loans are amortized as adjustments to interest income using the effective yield method.

The loan portfolio is segmented into commercial and consumer loans. Commercial loans consist of the following classes: commercial and industrial, commercial real estate, commercial real estate-construction and lease financing. Consumer loans consist of the following classes: residential mortgage loans, home equity loans and other consumer loans.

For all classes of loans, the accrual of interest is discontinued when the contractual payment of principal or interest has become 90 days or more past due or management has serious doubts about further collectability of principal or interest, even though the loan is currently performing. A loan may remain on accrual status if it is in the process of collection and is either guaranteed or well secured. When a loan is placed on nonaccrual status, unpaid interest credited to income in the current year is reversed and unpaid interest accrued in prior years is charged against the allowance for loan and lease losses. Interest received on nonaccrual loans, including impaired loans, generally is either applied against principal or reported as interest income, according to management's judgment as to the collectability of principal. Generally, loans are restored to accrual status when the obligation is brought current, has performed in accordance with the contractual terms for a reasonable period of time (generally six months) and the ultimate collectability of the total contractual principal and interest is no longer in doubt. The past due status of all classes of loans receivable is determined based on contractual due dates for loan payments.

Commercial and industrial

Mid Penn originates commercial and industrial loans. Most of the Bank's commercial and industrial loans have been extended to finance local and regional businesses and include short-term loans to finance machinery and equipment purchases, inventory, and accounts receivable. Commercial loans also involve the extension of revolving credit for a combination of equipment acquisitions and working capital in expanding companies.

The maximum term for loans extended on machinery and equipment is based on the projected useful life of such machinery and equipment. Generally, the maximum term on non-mortgage lines of credit is one year. The loan-to-value ratio on such loans and lines of credit generally may not exceed 80% of the value of the collateral securing the loan. The Bank's commercial business lending policy includes credit file documentation and analysis of the borrower's character, capacity to repay the loan, the adequacy of the borrower's capital and collateral as well as an evaluation of conditions affecting the borrower. Analysis of the borrower's past, present, and future cash flows is also an important aspect of the Bank's current credit analysis. Nonetheless, such loans are believed to carry higher credit risk than more traditional investments.

Commercial and industrial loans typically are made on the basis of the borrower's ability to make repayment from the cash flow of the borrower's business. As a result, the availability of funds for the repayment of commercial business loans may be substantially dependent on the success of the business itself, which, in turn, is likely to be dependent upon the general economic environment. Mid Penn's commercial and industrial loans are usually, but not always, secured by business assets and personal guarantees. However, the collateral securing the loans may depreciate over time, may be difficult to appraise, and may fluctuate in value based on the success of the business.

Commercial real estate and commercial real estate - construction

Commercial real estate and commercial real estate construction loans generally present a higher level of risk than loans secured by one to four family residences. This greater risk is due to several factors, including the concentration of principal in a limited number of loans and borrowers, the effect of general economic conditions on income producing properties, and the increased difficulty of evaluating and monitoring these types of loans. In addition, the repayment of loans secured by commercial real estate is typically dependent upon the successful operation of the related real estate project. If the cash flow from the project is reduced, the borrower's ability to repay the loan may be impaired.

Lease financing

Mid Penn originates leases for select commercial and state and municipal government lessees. The nature of the leased asset is often subject to rapid depreciation in salvage value over a relatively short time frame or may be of an industry specific nature, making appraisal or liquidation of the asset difficult. These factors have led the Bank to severely curtail the origination of new leases to state or municipal government agencies where default risk is extremely limited and to only the most credit-worthy commercial customers. These commercial customers are primarily leasing fleet vehicles for use in their primary line of business, mitigating some of the asset value concerns within the portfolio. Leasing has been a declining percentage of the Mid Penn's portfolio since 2006, representing 0.36% of the portfolio at December 31, 2011.

Residential mortgage

Mid Penn offers a wide array of residential mortgage loans for both permanent structures and those under construction. The Bank's residential mortgage originations are secured primarily by properties located in its primary market and surrounding areas. Residential mortgage loans have terms up to a maximum of 30 years and with loan to value ratios up to 100% of the lesser of the appraised value of the security property or the contract price. Private mortgage insurance is generally required in an amount sufficient to reduce the Bank's exposure to at or below the 85% loan to value level. Residential mortgage loans generally do not include prepayment penalties.

In underwriting residential mortgage loans, the Bank evaluates both the borrower's ability to make monthly payments and the value of the property securing the loan. Most properties securing real estate loans made by Mid Penn are appraised by independent fee appraisers. The Bank generally requires borrowers to obtain an attorney's title opinion or title insurance and fire and property insurance (including flood insurance, if necessary) in an amount not less than the amount of the loan. Real estate loans originated by the Bank generally contain a "due on sale" clause allowing the Bank to declare the unpaid principal balance due and payable upon the sale of the security property.

The Bank underwrites residential mortgage loans to the standards established by the secondary mortgage market, i.e., Fannie Mae, Ginnie Mae, Freddie Mac, or Pennsylvania Housing Finance Agency standards, with the intention of selling the majority of residential mortgages originated into the secondary market. In the event that the facts and circumstances surrounding a residential mortgage application do not meet all underwriting conditions of the secondary mortgage market, the Bank will evaluate the failed conditions and evaluate the potential risk of holding the residential mortgage in the Bank's portfolio rather than rejecting the loan request. In the event that the loan is held in the Bank's portfolio, the interest rate on the residential mortgage would be increased to compensate for the added portfolio risk.

Consumer, including home equity

Mid Penn offers a variety of secured consumer loans, including home equity, automobile, and deposit secured loans. In addition, the Bank offers other secured and unsecured consumer loans. Most consumer loans are originated in Mid Penn's primary market and surrounding areas.

The largest component of Mid Penn's consumer loan portfolio consists of fixed rate home equity loans and variable rate home equity lines of credit. Substantially all home equity loans and lines of credit are secured by second mortgages on principal residences. The Bank will lend amounts, which, together with all prior loans, typically may be up to 85% of the appraised value of the property securing the loan. Home equity term loans may have maximum terms up to 20 years while home equity lines of credit generally have maximum terms of five years.

Consumer loan terms vary according to the type and value of collateral, length of contract and creditworthiness of the borrower. The underwriting standards employed by the Bank for consumer loans include an application, a determination of the applicant's payment history on other debts and an assessment of ability to meet existing obligations and payments on the proposed loan. Although creditworthiness of the applicant is a primary consideration, the underwriting process also includes a comparison of the value of the collateral, if any, in relation to the proposed loan amount.

Consumer loans may entail greater credit risk than do residential mortgage loans, particularly in the case of consumer loans which are unsecured or are secured by rapidly depreciable assets, such as automobiles or recreational equipment. In such cases, any repossessed collateral for a defaulted consumer loan may not provide an adequate source of repayment of the outstanding loan balance. In addition, consumer loan collections are dependent on the borrower's continuing financial stability, and thus are more likely to be affected by adverse personal circumstances. Furthermore, the application of various federal and state laws, including bankruptcy and insolvency laws, may limit the amount that can be recovered on such loans.

The allowance for credit losses consists of the allowance for loan and lease losses and the reserve for unfunded lending commitments. The allowance for loan and lease losses represents management's estimate of losses inherent in the loan portfolio as of the balance sheet date and is recorded as a reduction to loans. The reserve for unfunded lending commitments

represents management's estimate of losses inherent in its unfunded loan commitments and is recorded in other liabilities on the consolidated balance sheet. The allowance for loan and lease losses is increased by the provision for loan and lease losses, and decreased by charge-offs, net of recoveries. Loans deemed to be uncollectible are charged against the allowance for loan and lease losses, and subsequent recoveries, if any, are credited to the allowance. All, or part, of the principal balance of loans are charged off to the allowance as soon as it is determined that the repayment of all, or part, of the principal balance is highly unlikely. Non-residential consumer loans are generally charged off no later than 120 days past due on a contractual basis, earlier in the event of bankruptcy, or if there is an amount deemed uncollectible. Because all identified losses are immediately charged off, no portion of the allowance for loan and lease losses is restricted to any individual loan or groups of loans, and the entire allowance is available to absorb any and all loan losses.

The allowance for credit losses is maintained at a level considered adequate to provide for losses that can be reasonably anticipated. Management performs a monthly evaluation of the adequacy of the allowance. The allowance is based on Mid Penn's past loan loss experience, known and inherent risks in the portfolio, adverse situations that may affect the borrower's ability to repay, the estimated value of any underlying collateral, composition of the loan portfolio, current economic conditions and other relevant factors. This evaluation is inherently subjective as it requires material estimates that may be susceptible to significant revision as more information becomes available.

The allowance consists of specific, general and unallocated components. The specific component relates to loans that are classified as impaired. For loans that are classified as impaired, an allowance is established when the discounted cash flows, collateral value, or observable market price of the impaired loan is lower than the carrying value of that loan. The general component covers pools of loans by loan class including commercial loans not considered impaired, as well as smaller balance homogeneous loans, such as residential real estate, home equity and other consumer loans. These pools of loans are evaluated for loss exposure based upon historical loss rates for each of these categories of loans, adjusted for qualitative factors. These qualitative risk factors include changes in economic conditions, fluctuations in loan quality measures, changes in the experience of the lending staff and loan review systems, growth or changes in the mix of loans originated, and shifting industry or portfolio concentrations.

Each factor is assigned a value to reflect improving, stable or declining conditions based on management's best judgment using relevant information available at the time of the evaluation. Adjustments to the factors are supported through documentation of changes in conditions in a narrative accompanying the allowance for loan loss calculation.

Mid Penn considers a commercial loan (consisting of commercial and industrial, commercial real estate, commercial real estate-construction, and lease financing loan classes) to be impaired when it becomes 90 days or more past due and not in the process of collection. This methodology assumes the borrower cannot or will not continue to make additional payments. At that time the loan would be considered collateral dependent as the discounted cash flow ("DCF") method indicates no operating income is available for evaluating the collateral position; therefore, all impaired loans are deemed to be collateral dependent.

In addition, Mid Penn's rating system assumes any loans classified as sub-standard non-accrual to be impaired, and all of these loans are considered collateral dependent; therefore, all of Mid Penn's impaired loans, whether reporting a specific allocation or not, are considered collateral dependent.

Mid Penn evaluates loans for charge-off on a monthly basis. Policies that govern the recommendation for charge-off are unique to the type of loan being considered. Commercial loans rated as nonaccrual or lower will first have a collateral evaluation completed in accordance with the guidance on impaired loans. Once the collateral evaluation has been completed, a specific allocation of allowance is made based upon the results of the evaluation. In the event the loan is unsecured, the loan would have been charged-off at the recognition of impairment. If the loan is secured, it will undergo a 90 day waiting period to ensure the collateral shortfall identified in the evaluation is accurate and then charged down by the specific allocation. Once the charge down is taken, the remaining balance remains a nonperforming loan with the original terms and interest rate intact (not restructured). Commercial loans secured by real estate rated as impaired will also have an initial collateral evaluation completed in accordance with the guidance on impaired loans. An updated real estate valuation is ordered and the collateral evaluation is modified to reflect any variations in value. A specific allocation of allowance is made for any anticipated collateral shortfall and a 90 day waiting period begins to ensure the accuracy of the collateral shortfall. The loan is then charged down by the specific allocation. Once the charge down is taken, the remaining balance remains a nonperforming loan with the original terms and interest rate intact (not restructured). The process of charge-off for residential mortgage loans begins upon a loan becoming delinquent for 90 days and not in the process of collection. The existing appraisal is reviewed and a lien search is obtained to determine lien position and any instances of intervening liens. A new appraisal of the property will be ordered if deemed necessary by management and a collateral evaluation is completed. The loan will then be charged down to the value indicated in the evaluation. Consumer loans (including home equity loans and other consumer loans) are recommended for charge-off after reaching delinquency of 90 days and the loan is not in the process of collection. The entire balance of the consumer loan is recommended for charge-off at this point.

As noted above, Mid Penn assesses a specific allocation for commercial loans prior to charging down or charging off the loan. Once the charge down is taken, the remaining balance remains a nonperforming loan with the original terms and interest rate intact (not restructured). In addition, Mid Penn takes a preemptive step when any commercial loan becomes classified under its internal classification system. A preliminary collateral evaluation in accordance with the guidance on impaired loans is prepared using the existing collateral information in the loan file. This process allows Mid Penn to review both the credit and documentation files to determine the status of the information needed to make a collateral evaluation. This collateral evaluation is preliminary but allows Mid Penn to determine if any potential collateral shortfalls exist.

It is Mid Penn's policy to obtain updated third party valuations on all impaired loans collateralized by real estate within 30 days of the credit being classified as sub-standard non-accrual. Prior to receipt of the updated real estate valuation Mid Penn will use any existing real estate valuation to determine any potential allowance issues; however no allowance recommendation will be made until which time Mid Penn is in receipt of the updated valuation. The credit department employs an electronic tracking system to monitor the receipt of and need for updated appraisals. To date, there have been no significant time lapses noted with the above processes.

In some instances Mid Penn is not holding real estate as collateral and is relying on business assets (personal property) for repayment. In these circumstances a collateral inspection is performed by Mid Penn personnel to determine an estimated value. The value is based on net book value, as provided by the financial statements, and discounted accordingly based on determinations made by management. Occasionally, Mid Penn will employ an outside service to provide a fair estimate of value based on auction sales or private sales. Management reviews the estimates of these third parties and discounts them accordingly based on management's judgment, if deemed necessary.

For impaired loans with no valuation allowance required, Mid Penn's practice of obtaining independent third party market valuations on the subject property within 30 days of being placed on non-accrual status sometimes indicates that the loan to value ratio is sufficient to obviate the need for a specific allocation in spite of significant deterioration in real estate values in Mid Penn's primary market area. These circumstances are determined on a case by case analysis of the impaired loans.

Mid Penn actively monitors the values of collateral on impaired loans. This monitoring may require the modification of collateral values over time or changing circumstances by some factor, either positive or negative, from the original values. All collateral values will be assessed by management at least every 18 months for possible revaluation by an independent third party.

Mid Penn does not currently, or plan in the future to, use automated valuation methodologies as a method of valuing real estate collateral.

An unallocated component is maintained to cover uncertainties that could affect management's estimate of probable losses. The unallocated component of the allowance reflects the margin of imprecision inherent in the underlying assumptions used in the methodologies for estimating specific and general losses in the portfolio.

Large groups of smaller balance homogeneous loans are collectively evaluated for impairment. Accordingly, Mid Penn does not separately identify individual residential mortgage loans, home equity loans and other consumer loans for impairment disclosures, unless such loans are the subject of a troubled debt restructuring agreement.

Loans whose terms are modified are classified as troubled debt restructurings if the borrowers have been granted concessions and it is deemed that those borrowers are experiencing financial difficulty. Concessions granted under a troubled debt restructuring generally involve a temporary reduction in interest rate or an extension of a loan's stated maturity date. Non-accrual troubled debt restructurings are restored to accrual status if principal and interest payments, under the modified terms, are current for six consecutive months after modification. Loans classified as troubled debt restructurings are designated as impaired.

The allowance calculation methodology includes further segregation of loan classes into risk rating categories. The borrower's overall financial condition, repayment sources, guarantors, and value of collateral, if appropriate, are evaluated annually for commercial loans or when credit deficiencies arise, such as delinquent loan payments. Credit quality risk ratings include regulatory classifications of special mention, substandard, doubtful, and loss. Loans criticized as special mention have potential weaknesses that deserve management's close attention. If uncorrected, the potential weaknesses may result in deterioration of the repayment prospects. Loans classified substandard have a well-defined weakness or weaknesses that jeopardize the liquidation of the debt. They include loans that are inadequately protected by the current sound net worth and paying capacity of the obligor or of the collateral pledged, if any. Loans classified doubtful have all the weaknesses inherent in loans classified substandard with the added characteristic that collection or liquidation in full, on the basis of current conditions and facts, is highly improbable. Loans classified as a loss are considered uncollectible and are charged to the allowance for loan losses. Any loans not classified as noted above are rated pass.

In addition, Federal and State regulatory agencies, as an integral part of their examination process, periodically review the Bank's allowance for loan and lease losses and may require the Bank to recognize additions to the allowance based on their judgments about information available to them at the time of their examination, which may not be currently available to management. Based on management's comprehensive analysis of the loan portfolio, management believes the current level of the allowance for loan losses is adequate.

(e) **Bank Premises and Equipment**

Land is carried at cost. Buildings, furniture, fixtures, equipment, land improvements, and leasehold improvements are stated at cost less accumulated depreciation. Depreciation is computed by the straight-line method over the estimated useful lives of the assets. Building assets are depreciated using an estimated useful life of five to fifty years. Furniture, fixtures, and equipment are depreciated using an estimated useful life of three to ten years. Land improvements are depreciated over an estimated useful life of ten to twenty years. Leasehold improvements are depreciated using an estimated useful life that is the lesser of the remaining life of the lease or ten to thirty years. Maintenance and normal repairs are charged to expense when incurred, while major additions and improvements are capitalized. Gains and losses on disposals are reflected in current operations.

(f) **Restricted Investment in Federal Home Loan Bank Stock**

The Bank owns restricted stock investments in the Federal Home Loan Bank ("FHLB"). Federal law requires a member institution of the FHLB to hold stock according to a predetermined formula. The stock is carried at cost. In December 2008, the FHLB of Pittsburgh notified member banks that it was suspending dividend payments and the repurchase of capital stock and as of December 31, 2011 has not changed its position regarding dividend payments. During 2011 the FHLB of Pittsburgh did perform limited excess capital stock repurchases each calendar quarter. Any future capital stock repurchases will be made on a quarterly basis if conditions warrant such repurchases. Further, in February 2012, the FHLB declared a dividend of 0.10% annualized, payable to FHLB shareholders on February 23, 2012.

Management evaluates the restricted stock for impairment on an annual basis. Management's determination of whether these investments are impaired is based on their assessment of the ultimate recoverability of their cost rather than by recognizing temporary declines in value. The determination of whether a decline affects the ultimate recoverability of their cost is influenced by criteria such as (1) the significance of the decline in net assets of the FHLB as compared to the capital stock amount for the FHLB and the length of time this situation has persisted, (2) commitments by the FHLB to make payments required by law or regulation and the level of such payments in relation to the operating performance of the FHLB, and (3) the impact of legislative and regulatory changes on institutions and, accordingly, on the customer base of the FHLB.

Management believes no impairment charge is necessary related to the FHLB restricted stock as of December 31, 2011.

(g) **Foreclosed Assets Held for Sale**

Foreclosed assets held for sale consist primarily of real estate acquired through, or in lieu of, foreclosure in settlement of debt and are recorded at fair value less cost to sell at the date of transfer, establishing a new cost basis. Any valuation adjustments required at the date of transfer are charged to the allowance for loan losses. Subsequent to acquisition, foreclosed assets are carried at fair value less costs of disposal, based upon periodic evaluations that consider changes in market conditions and development and disposal costs. Operating results from assets acquired in satisfaction of debt, including rental income less operating costs and gains or losses on the sale of, or the periodic evaluation of foreclosed assets, are recorded in noninterest expense.

(h) **Mortgage Servicing Rights**

Mortgage servicing rights are recognized as assets upon the sale of a mortgage loan. A portion of the cost of the loan is allocated to the servicing right based upon relative fair value. The fair value of servicing rights is based on the present value of estimated future cash flows of mortgages sold stratified by rate and maturity date. Assumptions that are incorporated in the valuation of servicing rights include assumptions about prepayment speeds on mortgages and the cost to service loans. Servicing rights are reported in other intangibles and are amortized over the estimated period of future servicing income to be received on the underlying mortgage loans. The carrying amount of mortgage servicing rights was \$173,000 and \$185,000 at December 31, 2011 and 2010, respectively. Amortization expense is netted against loan servicing fee income and is reflected in the Consolidated Statements of Operations in mortgage banking income. Servicing rights are evaluated for impairment based upon estimated fair value as compared to unamortized book value.

(i) **Investment in Limited Partnership**

Mid Penn invested as a limited partner in a partnership in September 2008 that provides low-income housing in Enola, Pennsylvania. The carrying value of Mid Penn's investment in the limited partnership was \$540,000 at December 31, 2011 using the straight-line method. Mid Penn's maximum exposure to loss is limited to the carrying value of its investment at year-end. The partnership anticipates receiving \$76,000 annually in low-income housing tax credits.

(j) **Income Taxes**

Certain items of income and expense are recognized in different accounting periods for financial reporting purposes than for income tax purposes. Deferred income tax assets and liabilities are provided in recognition of these temporary differences at currently enacted income tax rates. As changes in tax laws or rates are enacted, deferred income tax assets and liabilities are adjusted through the provision for income taxes. Mid Penn recognizes interest and/or penalties related to income tax matters in income tax expense.

(k) **Core Deposit Intangible**

Core deposit intangible is a measure of the value of consumer demand and savings deposits acquired in business combinations accounted for as purchases. The core deposit intangible is being amortized over an 8-year life on a straight-line basis. The core deposit intangible is subject to impairment testing whenever events or changes in circumstances indicate its carrying amount may not reflect benefit.

(l) **Goodwill**

Goodwill is the excess of the purchase price over the fair value of assets acquired in connection with 2004 and 2006 business acquisitions accounted for as purchases. Accounting Standards Codification ("ASC") Topic 350, *Intangibles, Goodwill and Other* requires a two-step process for testing the impairment of goodwill on at least an annual basis. In 2010, Mid Penn changed the valuation methodology for evaluating goodwill impairment from using an internally prepared analysis based on Mid Penn's stock price, to obtaining an independent valuation by a third party. This change in methodology did not have any effect on the results of operations of Mid Penn. Mid Penn did not identify any impairment on its outstanding goodwill from its most recent testing, which was performed as of December 31, 2011. In addition, Mid Penn did not identify any impairment in 2010 or 2009.

(m) **Bank Owned Life Insurance**

Mid Penn is the owner and beneficiary of bank owned life insurance ("BOLI") policies on current and former directors. The earnings from the BOLI policies are an asset that can be liquidated, if necessary, with associated tax costs. However, Mid Penn intends to hold these policies and, accordingly, Mid Penn has not provided deferred income taxes on the earnings from the increase in cash surrender value.

GAAP requires Split-Dollar Life Insurance Arrangements to have a liability recognized related to the postretirement benefits covered by an endorsement split-dollar life insurance arrangement, and a liability for the future death benefit.

(n) **Marketing and Advertising Costs**

Marketing and advertising costs are expensed as incurred and were \$354,000 in 2011, \$308,000 in 2010, and \$679,000 in 2009.

(o) **Postretirement Benefit Plans**

Mid Penn follows the guidance in ASC Topic 715, *Compensation-Retirement Benefits* related to postretirement benefit plans. This guidance requires additional disclosures about defined benefit pension plans and other postretirement defined benefit plans.

(p) **Other Benefit Plan**

A funded contributory defined-contribution plan is maintained for substantially all employees. The cost of the Mid Penn defined contribution plan is charged to current operating expenses and is funded annually.

(q) Trust Assets and Income

Assets held by the Bank in a fiduciary or agency capacity for customers of the Trust Department are not included in the consolidated financial statements since such items are not assets of the Bank. Trust income is recognized on the cash basis, which is not materially different than if it were reported on the accrual basis.

(r) Earnings (Loss) Per Share

Earnings (Loss) per share are computed by dividing net income (loss) by the weighted average number of common shares outstanding during each of the years presented. The following data show the amounts used in computing basic and diluted earnings (loss) per share. As shown in the table that follows, diluted earnings (loss) per share is computed using weighted average common shares outstanding, plus weighted average common shares available from the exercise of all dilutive stock warrants issued to the U.S. Treasury under the provisions of the Capital Purchase Program, based on the average share price of Mid Penn's common stock during the period.

The computations of basic earnings (loss) per common share follow:

(Dollars in thousands, except per share data)

	<u>2011</u>	<u>2010</u>	<u>2009</u>
Net Income (Loss)	\$ 4,543	\$ 2,748	\$ (2,295)
Less: Dividends on preferred stock	(500)	(500)	(500)
Accretion of preferred stock discount	(14)	(14)	(14)
Net income (loss) available to common shareholders	<u>\$ 4,029</u>	<u>\$ 2,234</u>	<u>\$ (2,809)</u>
Weighted average common shares outstanding	3,481,414	3,479,780	3,479,780
Basic earnings (loss) per common share	\$ 1.16	\$ 0.64	\$ (0.81)

The computations of diluted earnings (loss) per common share follow:

(Dollars in thousands, except per share data)

	<u>2011</u>	<u>2010</u>	<u>2009</u>
Net income (loss) available to common stockholders	\$ 4,029	\$ 2,234	\$ (2,809)
Weighted average number of common shares outstanding	3,481,414	3,479,780	3,479,780
Dilutive effect of potential common stock arising from stock warrants:			
Exercise of outstanding stock warrants issued to U.S. Treasury under the Capital Repurchase Program	-	-	-
Adjusted weighted-average common shares outstanding	<u>3,481,414</u>	<u>3,479,780</u>	<u>3,479,780</u>
Diluted earnings (loss) per common share	\$ 1.16	\$ 0.64	\$ (0.81)

As of December 31, 2011, 2010, and 2009 Mid Penn had 73,099 warrants that were anti-dilutive because the fair value of the common stock was below the \$20.52 exercise price of these warrants.

(4) Comprehensive Income (Loss)

GAAP requires that recognized revenue, expenses, gains, and losses be included in net income (loss). Changes in certain assets and liabilities such as unrealized gains on securities available for sale and the liability associated with defined benefit plans are reported as a separate component of the shareholders' equity section of the balance sheet. Such items, along with net income (loss), are components of comprehensive income (loss). The components of other comprehensive income (loss), and the related tax effects, are as follows:

(Dollars in thousands)

	Years Ended December 31,		
	<u>2011</u>	<u>2010</u>	<u>2009</u>
Change in unrealized holding gains (losses) on available for sale securities	\$ 2,829	\$ (971)	\$ 400
Less reclassification adjustment for gains realized in income	-	-	-
Net unrealized gains (losses)	<u>2,829</u>	<u>(971)</u>	<u>400</u>
Change in defined benefit plans	19	(145)	161
Other comprehensive income (loss)	<u>2,848</u>	<u>(1,116)</u>	<u>561</u>
Income tax (expense) benefit	(968)	379	(192)
Net of tax amount	<u>\$ 1,880</u>	<u>\$ (737)</u>	<u>\$ 369</u>

The components of accumulated other comprehensive income, net of taxes, are as follows:

(Dollars in thousands)

	Unrealized Gain on Securities	Defined Benefit Plan Liability	Accumulated Other Comprehensive Income
Balance - December 31, 2010	<u>\$ 176</u>	<u>\$ (140)</u>	<u>\$ 36</u>
Balance - December 31, 2011	<u>\$ 2,044</u>	<u>\$ (128)</u>	<u>\$ 1,916</u>

(5) Restrictions on Cash and Due from Bank Accounts

The Bank is required to maintain reserve balances with the Federal Reserve Bank of Philadelphia. The amounts of those required reserve balances were \$254,000 at December 31, 2011, and \$173,000 at December 31, 2010.

(6) Investment Securities

Securities to be held for indefinite periods, but not intended to be held to maturity, are classified as available for sale and carried at fair value. Securities held for indefinite periods include securities that management intends to use as part of its asset and liability management strategy and that may be sold in response to liquidity needs, changes in interest rates, resultant prepayment risk, and other factors related to interest rate and resultant prepayment risk changes.

Realized gains and losses on dispositions are based on the net proceeds and the adjusted book value of the securities sold, using the specific identification method. Unrealized gains and losses on investment securities available for sale are based on the difference between book value and fair value of each security. These gains and losses are credited or charged to other comprehensive income, whereas realized gains and losses flow through the Corporation's results of operations.

ASC Topic 320, *Investments – Debt and Equity Securities*, clarifies the interaction of the factors that should be considered when determining whether a debt security is other-than-temporarily impaired. For debt securities, management must assess whether (a) it has the intent to sell the security and (b) it is more likely than not that it will be required to sell the security prior to its anticipated recovery. These steps are done before assessing whether the entity will recover the cost basis of the investment. Previously, this assessment required management to assert it has both the intent and the ability to hold a security for a period of time sufficient to allow for an anticipated recovery in fair value to avoid recognizing other-than-temporary impairment. This change does not affect the need to forecast recovery of the value of the security through either cash flows or market price.

In instances when a determination is made that other-than-temporary impairment exists but the investor does not intend to sell the debt security and it is not more likely than not that it will be required to sell the debt security prior to its anticipated recovery, this guidance changes the presentation and amount of the other-than-temporary impairment recognized in the income statement. The other-than-

temporary impairment is separated into (a) the amount of the total other-than-temporary impairment related to a decrease in cash flows expected to be collected from the debt security (the credit loss) and (b) the amount of the total other-than-temporary impairment related to all other factors. The amount of the total other-than-temporary impairment related to the credit loss is recognized in earnings. The amount of the total other-than-temporary impairment related to all other factors is recognized in other comprehensive income.

At December 31, 2011 and 2010, amortized cost, fair value, and unrealized gains and losses on investment securities are as follows:

(Dollars in thousands)

	<u>Amortized Cost</u>	<u>Unrealized Gains</u>	<u>Unrealized Losses</u>	<u>Fair Value</u>
December 31, 2011				
Available for sale securities:				
U.S. Treasury and U.S. government agencies	\$ 26,116	\$ 1,501	\$ -	\$ 27,617
Mortgage-backed U.S. government agencies	82,777	491	600	82,668
State and political subdivision obligations	46,654	1,836	124	48,366
Equity securities	400	-	8	392
	<u>\$ 155,947</u>	<u>\$ 3,828</u>	<u>\$ 732</u>	<u>\$ 159,043</u>

(Dollars in thousands)

	<u>Amortized Cost</u>	<u>Unrealized Gains</u>	<u>Unrealized Losses</u>	<u>Fair Value</u>
December 31, 2010				
Available for sale securities:				
U.S. Treasury and U.S. government agencies	\$ 16,726	\$ 668	\$ -	\$ 17,394
Mortgage-backed U.S. government agencies	25,528	144	285	25,387
State and political subdivision obligations	27,932	481	735	27,678
Equity securities	250	-	7	243
	<u>\$ 70,436</u>	<u>\$ 1,293</u>	<u>\$ 1,027</u>	<u>\$ 70,702</u>

Estimated fair values of debt securities are based on quoted market prices, where applicable. If quoted market prices are not available, fair values are based on quoted market prices of comparable instruments, adjusted for differences between the quoted instruments and the instruments being valued.

Included in equity securities is an investment in Access Capital Strategies, an equity fund that invests in low to moderate income financing projects. This initial investment was purchased in 2004 to help fulfill the Bank's regulatory requirement of the Community Reinvestment Act and an additional investment was purchased in 2011. At December 31, 2010 and 2011, the investment is reported at fair value.

Investment securities having a fair value of \$85,591,000 at December 31, 2011, and \$37,259,000 at December 31, 2010, were pledged to secure public deposits and other borrowings.

The following table presents gross unrealized losses and fair value of investments aggregated by investment category and length of time that individual securities have been in a continuous unrealized loss position at December 31, 2011 and 2010.

(Dollars in thousands) December 31, 2011	Less Than 12 Months		12 Months or More		Total	
	Fair	Unrealized	Fair	Unrealized	Fair	Unrealized
	Value	Losses	Value	Losses	Value	Losses
Available for sale securities:						
Mortgage-backed U.S. government agencies	\$ 46,497	\$ 593	\$ 370	\$ 7	\$ 46,867	\$ 600
State and political subdivision obligations	4,371	49	1,169	75	5,540	124
Equity securities	-	-	392	8	392	8
Total temporarily impaired available for sale securities	<u>\$ 50,868</u>	<u>\$ 642</u>	<u>\$ 1,931</u>	<u>\$ 90</u>	<u>\$ 52,799</u>	<u>\$ 732</u>

(Dollars in thousands) December 31, 2010	Less Than 12 Months		12 Months or More		Total	
	Fair	Unrealized	Fair	Unrealized	Fair	Unrealized
	Value	Losses	Value	Losses	Value	Losses
Available for sale securities:						
Mortgage-backed U.S. government agencies	\$ 13,032	\$ 285	\$ -	\$ -	\$ 13,032	\$ 285
State and political subdivision obligations	11,318	668	808	67	12,126	735
Equity securities	-	-	243	7	243	7
Total temporarily impaired available for sale securities	<u>\$ 24,350</u>	<u>\$ 953</u>	<u>\$ 1,051</u>	<u>\$ 74</u>	<u>\$ 25,401</u>	<u>\$ 1,027</u>

Management evaluates securities for other-than-temporary impairment at least on a quarterly basis; and more frequently when economic or market concerns warrant such evaluation. Consideration is given to the length of time and the extent to which the fair value has been less than cost, and the financial condition and near term prospects of the issuer. In addition, for debt securities, the Corporation considers (a) whether management has the intent to sell the security, (b) it is more likely than not that management will be required to sell the security prior to its anticipated recovery, and (c) whether management expects to recover the entire amortized cost basis. For equity securities, management considers the intent and ability to hold securities until recovery of unrealized losses.

At December 31, 2011, Mid Penn had 45 debt securities with unrealized losses. These securities have depreciated 1.37% from their amortized cost basis. At December 31, 2010, 30 debt securities with unrealized losses had depreciated 3.60% from the amortized cost basis. These securities are issued by either the U.S. Government or other governmental agencies. These unrealized losses were determined principally by reference to current interest rates for similar types of securities. In analyzing an issuer's financial condition, management considers whether the U.S. Government or its agencies issued the securities, whether downgrades by bond rating agencies have occurred, and the results of reviews of the issuer's financial condition. Based on the above conditions management has determined that no declines are deemed to be other-than-temporary.

The table below is the maturity distribution of investment securities at amortized cost and fair value at December 31, 2011 and 2010:

(Dollars in thousands)	December 31, 2011		December 31, 2010	
	Amortized	Fair	Amortized	Fair
	Cost	Value	Cost	Value
Due in 1 year or less	\$ 2,563	\$ 2,576	\$ 7,791	\$ 7,825
Due after 1 year but within 5 years	23,923	24,856	6,319	6,558
Due after 5 years but within 10 years	17,626	18,979	15,245	16,014
Due after 10 years	28,658	29,572	15,303	14,675
	<u>72,770</u>	<u>75,983</u>	<u>44,658</u>	<u>45,072</u>
Mortgage-backed securities	82,777	82,668	25,528	25,387
Equity securities	400	392	250	243
	<u>\$ 155,947</u>	<u>\$ 159,043</u>	<u>\$ 70,436</u>	<u>\$ 70,702</u>

Mortgage-backed securities at December 31, 2011, had an average life of 2.3 years compared to an average life of 3.7 years at December 31, 2010. New investment purchases in this category have shorter average lives than the portfolio at December 31, 2010.

(7) **Loans and Allowance for Loan and Lease Losses**

The Bank has granted loans to certain of its executive officers, directors, and their related interests. These loans were made on substantially the same basis, including interest rates and collateral as those prevailing for comparable transactions with other borrowers at the same time. The aggregate amount of these loans was \$6,807,000 and \$8,116,000 at December 31, 2011 and 2010, respectively. During 2011, \$12,324,000 of new loans and advances were extended and repayments totaled \$13,633,000. None of these loans were past due, in non-accrual status, or restructured at December 31, 2011.

The classes of the loan portfolio, summarized by the aggregate pass rating and the classified ratings of special mention, substandard, and doubtful within Mid Penn's internal risk rating system as of December 31, 2011 and 2010 are as follows:

(Dollars in thousands)					
December 31, 2011	Pass	Special Mention	Substandard	Doubtful	Total
Commercial and industrial	\$ 68,775	\$ 3,528	\$ 4,627	\$ -	\$ 76,930
Commercial real estate	271,551	6,530	14,815	-	292,896
Commercial real estate - construction	29,706	445	584	-	30,735
Lease financing	1,724	-	-	-	1,724
Residential mortgage	48,270	-	-	-	48,270
Home equity	23,248	218	683	-	24,149
Consumer	7,705	308	-	-	8,013
	<u>\$ 450,979</u>	<u>\$ 11,029</u>	<u>\$ 20,709</u>	<u>\$ -</u>	<u>\$ 482,717</u>

(Dollars in thousands)					
December 31, 2010	Pass	Special Mention	Substandard	Doubtful	Total
Commercial and industrial	\$ 63,195	\$ 1,830	\$ 2,803	\$ -	\$ 67,828
Commercial real estate	262,743	6,421	16,537	-	285,701
Commercial real estate - construction	34,495	2,768	1,565	-	38,828
Lease financing	2,177	-	277	-	2,454
Residential mortgage	43,960	-	106	-	44,066
Home equity	19,708	308	352	-	20,368
Consumer	8,058	432	-	-	8,490
	<u>\$ 434,336</u>	<u>\$ 11,759</u>	<u>\$ 21,640</u>	<u>\$ -</u>	<u>\$ 467,735</u>

Impaired loans by loan portfolio class as of December 31, 2011 and 2010 are summarized as follows:

(Dollars in thousands)	December 31, 2011			December 31, 2010		
	Recorded Investment	Unpaid Principal Balance	Related Allowance	Recorded Investment	Unpaid Principal Balance	Related Allowance
<u>With no related allowance recorded:</u>						
Commercial and industrial	\$ 463	\$ 1,382	\$ -	\$ 766	\$ 1,730	\$ -
Commercial real estate	4,473	6,543	-	7,414	10,642	-
Commercial real estate - construction	584	592	-	1,565	1,957	-
Lease financing	-	-	-	169	211	-
Residential mortgage	-	-	-	96	99	-
Home equity	251	386	-	113	516	-
<u>With an allowance recorded:</u>						
Commercial and industrial	\$ 656	\$ 792	\$ 451	\$ 896	\$ 1,518	\$ 685
Commercial real estate	4,425	6,163	1,380	4,218	5,839	1,166
Residential mortgage	-	-	-	10	10	10
Home equity	74	77	15	22	113	22
<u>Total:</u>						
Commercial and industrial	\$ 1,119	\$ 2,174	\$ 451	\$ 1,662	\$ 3,248	\$ 685
Commercial real estate	8,898	12,706	1,380	11,632	16,481	1,166
Commercial real estate - construction	584	592	-	1,565	1,957	-
Lease financing	-	-	-	169	211	-
Residential mortgage	-	-	-	106	109	10
Home equity	325	463	15	135	629	22

Average recorded investment of impaired loans and related interest income recognized for the year ended December 31, 2011 and 2010 are summarized as follows:

(Dollars in thousands)	December 31, 2011		December 31, 2010	
	Average	Interest	Average	Interest
	Recorded	Income	Recorded	Income
	Investment	Recognized	Investment	Recognized
<u>With no related allowance recorded:</u>				
Commercial and industrial	\$ 752	\$ 84	\$ 1,222	\$ 11
Commercial real estate	4,712	278	9,317	-
Commercial real estate - construction	1,016	18	1,858	-
Lease financing	-	-	181	-
Residential mortgage	-	28	97	-
Home equity	266	-	283	-
<u>With an allowance recorded:</u>				
Commercial and industrial	\$ 670	\$ -	\$ 938	\$ -
Commercial real estate	4,569	-	4,384	-
Residential mortgage	-	-	10	-
Home equity	76	-	25	-
<u>Total:</u>				
Commercial and industrial	\$ 1,422	\$ 84	\$ 2,160	\$ 11
Commercial real estate	9,281	278	13,701	-
Commercial real estate - construction	1,016	18	1,858	-
Lease financing	-	-	181	-
Residential mortgage	-	28	107	-
Home equity	342	-	308	-

Non-accrual loans by loan portfolio class as of December 31, 2011 and 2010 are summarized as follows:

(Dollars in thousands)	2011	2010
Commercial and industrial	\$ 1,117	\$ 1,839
Commercial real estate	8,899	11,878
Commercial real estate - construction	584	1,565
Lease financing	-	219
Residential mortgage	703	1,376
Home equity	496	320
Consumer	1	31
	<u>\$ 11,800</u>	<u>\$ 17,228</u>

The performance and credit quality of the loan portfolio is also monitored by the analyzing the age of the loans receivable as determined by the length of time a recorded payment is past due. The classes of the loan portfolio summarized by the past due status as of December 31, 2011 and 2010 are summarized as follows:

(Dollars in thousands)

December 31, 2011	30-59 Days Past Due	60-89 Days Past Due	Greater than 90 Days	Total Past Due	Current	Total Loans	Loans Receivable > 90 Days and Accruing
Commercial and industrial	\$ 141	\$ 663	\$ 1,052	\$ 1,856	\$ 75,074	\$ 76,930	\$ -
Commercial real estate	1,037	909	6,204	8,150	284,746	292,896	-
Commercial real estate - construction	6	-	584	590	30,145	30,735	-
Lease financing	-	-	-	-	1,724	1,724	-
Residential mortgage	410	11	691	1,112	47,158	48,270	-
Home equity	111	-	428	539	23,610	24,149	-
Consumer	15	3	1	19	7,994	8,013	-
Total	<u>\$ 1,720</u>	<u>\$ 1,586</u>	<u>\$ 8,960</u>	<u>\$ 12,266</u>	<u>\$ 470,451</u>	<u>\$ 482,717</u>	<u>\$ -</u>

(Dollars in thousands)

December 31, 2010	30-59 Days Past Due	60-89 Days Past Due	Greater than 90 Days	Total Past Due	Current	Total Loans	Loans Receivable > 90 Days and Accruing
Commercial and industrial	\$ 112	\$ 186	\$ 1,652	\$ 1,950	\$ 65,878	\$ 67,828	\$ -
Commercial real estate	1,670	469	4,954	7,093	278,608	285,701	-
Commercial real estate - construction	-	-	931	931	37,897	38,828	-
Lease financing	-	-	1	1	2,453	2,454	1
Residential mortgage	823	133	870	1,826	42,240	44,066	-
Home equity	330	-	238	568	19,800	20,368	-
Consumer	369	11	49	429	8,061	8,490	18
Total	<u>\$ 3,304</u>	<u>\$ 799</u>	<u>\$ 8,695</u>	<u>\$ 12,798</u>	<u>\$ 454,937</u>	<u>\$ 467,735</u>	<u>\$ 19</u>

The allowance for loan and lease losses and recorded investment in financing receivables for the years ended December 31, 2011 and 2010 and as of December 31, 2011 and 2010 are as follows:

(Dollars in thousands) December 31, 2011	Commercial and industrial	Commercial real estate	Commercial real estate - construction	Lease financing	Residential mortgage	Home equity	Consumer	Unallocated	Total
Allowance for loan and lease losses:									
Beginning balance	\$ 2,447	\$ 3,616	\$ 159	\$ 1	\$ 219	\$ 363	\$ 61	\$ 195	\$ 7,061
Charge-offs	(546)	(545)	-	(44)	(310)	(40)	(102)	-	(1,587)
Recoveries	10	26	-	6	19	5	27	-	93
Provisions	363	447	(136)	39	434	9	101	(52)	1,205
Ending balance	<u>\$ 2,274</u>	<u>\$ 3,544</u>	<u>\$ 23</u>	<u>\$ 2</u>	<u>\$ 362</u>	<u>\$ 337</u>	<u>\$ 87</u>	<u>\$ 143</u>	<u>\$ 6,772</u>
Ending balance: individually evaluated for impairment	<u>\$ 451</u>	<u>\$ 1,380</u>	<u>\$ -</u>	<u>\$ -</u>	<u>\$ -</u>	<u>\$ 15</u>	<u>\$ -</u>	<u>\$ -</u>	<u>\$ 1,846</u>
Ending balance: collectively evaluated for impairment	<u>\$ 1,823</u>	<u>\$ 2,164</u>	<u>\$ 23</u>	<u>\$ 2</u>	<u>\$ 362</u>	<u>\$ 322</u>	<u>\$ 87</u>	<u>\$ 143</u>	<u>\$ 4,926</u>
Loans receivables:									
Ending balance	<u>\$ 76,930</u>	<u>\$ 292,896</u>	<u>\$ 30,735</u>	<u>\$ 1,724</u>	<u>\$ 48,270</u>	<u>\$ 24,149</u>	<u>\$ 8,013</u>	<u>\$ -</u>	<u>\$ 482,717</u>
Ending balance: individually evaluated for impairment	<u>\$ 1,119</u>	<u>\$ 8,898</u>	<u>\$ 584</u>	<u>\$ -</u>	<u>\$ -</u>	<u>\$ 325</u>	<u>\$ -</u>	<u>\$ -</u>	<u>\$ 10,926</u>
Ending balance: collectively evaluated for impairment	<u>\$ 75,811</u>	<u>\$ 283,998</u>	<u>\$ 30,151</u>	<u>\$ 1,724</u>	<u>\$ 48,270</u>	<u>\$ 23,824</u>	<u>\$ 8,013</u>	<u>\$ -</u>	<u>\$ 471,791</u>
(Dollars in thousands) December 31, 2010									
Allowance for loan and lease losses:									
Ending balance	\$ 2,447	\$ 3,616	\$ 159	\$ 1	\$ 219	\$ 363	\$ 61	\$ 195	\$ 7,061
Ending balance: individually evaluated for impairment	\$ 685	\$ 1,166	\$ -	\$ -	\$ 10	\$ 22	\$ -	\$ -	\$ 1,883
Ending balance: collectively evaluated for impairment	\$ 1,762	\$ 2,450	\$ 159	\$ 1	\$ 209	\$ 341	\$ 61	\$ 195	\$ 5,178
Loans receivables:									
Ending balance	<u>\$ 67,828</u>	<u>\$ 285,701</u>	<u>\$ 38,828</u>	<u>\$ 2,454</u>	<u>\$ 44,066</u>	<u>\$ 20,368</u>	<u>\$ 8,490</u>	<u>\$ -</u>	<u>\$ 467,735</u>
Ending balance: individually evaluated for impairment	<u>\$ 1,662</u>	<u>\$ 11,632</u>	<u>\$ 1,565</u>	<u>\$ 169</u>	<u>\$ 106</u>	<u>\$ 135</u>	<u>\$ -</u>	<u>\$ -</u>	<u>\$ 15,269</u>
Ending balance: collectively evaluated for impairment	<u>\$ 66,166</u>	<u>\$ 274,069</u>	<u>\$ 37,263</u>	<u>\$ 2,285</u>	<u>\$ 43,960</u>	<u>\$ 20,233</u>	<u>\$ 8,490</u>	<u>\$ -</u>	<u>\$ 452,466</u>

The recorded investments in troubled debt restructured loans at December 31, 2011 are as follows:

(Dollars in thousands)	Pre-Modification Outstanding Recorded Investment	Post-Modification Outstanding Recorded Investment	Recorded Investment
Commercial and industrial	\$ 40	\$ 35	\$ 32
Commercial real estate	8,315	4,568	3,955
Residential mortgage	698	691	599
Home equity	29	28	16
	<u>\$ 9,082</u>	<u>\$ 5,322</u>	<u>\$ 4,602</u>

Mid Penn's troubled debt restructured loans at December 31, 2011 totaled \$4,602,000, of which, \$571,000, representing nine loans, are accruing residential mortgages in compliance with the terms of the modification. The remaining \$4,031,000, representing 15 loans, are nonaccrual impaired loans, and resulted in a collateral evaluation in accordance with the guidance on impaired loans. As a result of the evaluation, a specific allocation and, subsequently, charge offs have been taken as appropriate. As of December 31, 2011, charge offs associated with troubled debt restructured loans while under a forbearance agreement totaled \$0. As of December 31, 2011, there were no defaulted troubled debt restructured loans as all troubled debt restructured loans were current with respect to their associated forbearance agreements. One forbearance agreement was negotiated during 2008, 18 forbearance agreements were negotiated during 2009, while the remaining five were negotiated during 2010.

Mid Penn entered into forbearance agreements on all loans currently classified as troubled debt restructures and all of these agreements have resulted in additional principal repayment. The terms of these forbearance agreements vary whereby principal payments have been decreased, interest rates have been reduced and/or the loan will be repaid as collateral is sold.

As a result of adopting the amendments in ASU No. 2011-02, Mid Penn reassessed all restructurings that occurred on or after the beginning of the current fiscal year for identification as troubled debt restructurings. Mid Penn identified no loans for which the allowance for loan losses had previously been measured under a general allowance for credit losses methodology that are now considered troubled debt restructurings in accordance with ASU No. 2011-02.

Changes in the allowance for loan and lease losses for the years 2011, 2010 and 2009 are summarized as follows:

(Dollars in thousands)	<u>2011</u>	<u>2010</u>	<u>2009</u>
Balance, January 1	\$ 7,061	\$ 7,686	\$ 5,505
Provision for loan and lease losses	1,205	2,635	9,520
Loans and leases charged off	(1,587)	(3,434)	(7,431)
Recoveries on loans and leases charged off	93	174	92
Balance, December 31	<u>\$ 6,772</u>	<u>\$ 7,061</u>	<u>\$ 7,686</u>

The average balances of total impaired loans and leases amounted to \$12,061,000, \$18,315,000, and \$13,293,000 for the years 2011, 2010, and 2009, respectively. The Bank applies payments on impaired loans on a principal first basis. Interest income is recognized on impaired loans and leases on a cash basis. The cash receipts recognized as interest income were \$408,000, \$11,000, and \$982,000 for the years ended December 31, 2011, 2010, and 2009.

If nonaccrual loans and leases had been current in accordance with their original terms and had been outstanding throughout the period or since origination, if held for part of the period, Mid Penn would have recorded interest income on these loans of \$2,200,000, \$5,203,000, and \$4,225,000 in the years ended December 31, 2011, 2010, and 2009, respectively. Mid Penn has no commitments to lend additional funds to borrowers with impaired or nonaccrual loans.

(8) Bank Premises and Equipment

At December 31, 2011 and 2010, bank premises and equipment are as follows:

(Dollars in thousands)	<u>2011</u>	<u>2010</u>
Land	\$ 2,752	\$ 2,752
Buildings	10,478	10,362
Furniture, fixtures, and equipment	7,946	9,235
Land and Leasehold improvements	725	688
Construction in progress	254	27
	<u>22,155</u>	<u>23,064</u>
Less accumulated depreciation	<u>(8,831)</u>	<u>(9,879)</u>
	<u>\$ 13,324</u>	<u>\$ 13,185</u>

Depreciation expense was \$1,230,000 in 2011, \$1,302,000 in 2010, and \$1,115,000 in 2009.

(9) Deposits

At December 31, 2011 and 2010, time deposits amounted to \$201,892,000 and \$213,774,000, respectively. Interest expense on such certificates of deposit amounted to \$5,358,000, \$6,877,000, and \$9,293,000 for the years ended December 31, 2011, 2010 and 2009, respectively.

These time deposits at December 31, 2011, mature as follows:

(Dollars in thousands)	<u>Time Deposits</u>	
	<u>\$100,000 or more</u>	<u>Less than \$100,000</u>
Maturing in 2012	\$ 64,368	\$ 29,803
Maturing in 2013	32,631	14,929
Maturing in 2014	19,332	10,046
Maturing in 2015	12,182	9,143
Maturing in 2016	5,593	2,235
Maturing thereafter	1,176	454
	<u>\$ 135,282</u>	<u>\$ 66,610</u>

Brokered deposits included in the deposit totals equaled \$13,354,000 at December 31, 2011 and \$16,494,000 at December 31, 2010. Deposits and other funds from related parties held by Mid Penn at December 31, 2011 and 2010 amounted to \$9,201,000 and \$8,841,000, respectively.

(10) Short-term Borrowings

Short-term borrowings as of December 31, 2011 and 2010 consisted of:

(Dollars in thousands)	<u>2011</u>	<u>2010</u>
Repurchase agreements	\$ -	\$ 578
Treasury, tax and loan notes	-	983
	<u>\$ -</u>	<u>\$ 1,561</u>

The weighted average interest rate on total short-term borrowings outstanding was 0.47% at December 31, 2010.

Federal funds purchased represent overnight funds. The Bank has a line of credit commitment from the Federal Home Loan Bank ("FHLB") for overnight borrowings up to \$40,000,000 of which \$0 was outstanding at December 31, 2011. This line is collateralized by certain qualifying loans and investment securities of the Bank. Securities sold under repurchase agreements generally mature between one day and one year. Treasury, tax and loan notes are open-ended interest bearing notes payable to the U.S. Treasury upon call. All tax deposits accepted by the Bank are placed in the Treasury note account. The Bank also has unused lines of credit with a correspondent bank amounting to \$7,500,000 at December 31, 2011.

(11) Long-term Debt

The Bank is a member of the Federal Home Loan Bank of Pittsburgh (“FHLB”) and through its membership, the Bank can access a number of credit products, which are utilized to provide liquidity. The maximum borrowing capacity available to the Bank at the FHLB at December 31, 2011 was \$58,141,000, which includes the line of credit commitment for overnight borrowings. As of December 31, 2011 and 2010, the Bank had long-term debt in the amount of \$22,701,000 and \$27,883,000, respectively, consisting of:

(Dollars in thousands)

	At December 31,	
	<u>2011</u>	<u>2010</u>
Loans maturing in 2011 at a rate of 5.13%	\$ -	\$ 5,000
Loans maturing in 2013 with rates ranging from 3.24% to 4.75%	14,213	14,236
Loans maturing in 2015 at a rate of 4.18%	5,000	5,000
Loans maturing in 2026 at a rate of 4.80%	3,409	3,565
Loans maturing in 2027 at a rate of 6.71%	79	82
	<u>\$ 22,701</u>	<u>\$ 27,883</u>

The aggregate amounts due on long-term debt subsequent to December 31, 2011 are \$191,000 (2012), \$14,365,000 (2013), \$184,000 (2014), \$5,193,000 (2015), \$203,000 (2016), and \$2,565,000 thereafter. \$50,576,000 of the Bank’s investments and a portion of the Bank’s mortgage loan portfolio are pledged to secure FHLB borrowings.

(12) Fair Value Measurement

Fair value measurement and disclosure guidance defines fair value as the price that would be received to sell the asset or transfer the liability in an orderly transaction (that is, not a forced liquidation or distressed sale) between market participants at the measurement date under current market conditions. This guidance provides additional information on determining when the volume and level of activity for the asset or liability has significantly decreased. The guidance also includes information on identifying circumstances when a transaction may not be considered orderly.

Fair value measurement and disclosure guidance provides a list of factors that a reporting entity should evaluate to determine whether there has been a significant decrease in the volume and level of activity for the asset or liability in relation to normal market activity for the asset or liability. When the reporting entity concludes there has been a significant decrease in the volume and level of activity for the asset or liability, further analysis of the information from that market is needed and significant adjustments to the related prices may be necessary to estimate fair value in accordance with the fair value measurement and disclosure guidance.

This guidance clarifies that when there has been a significant decrease in the volume and level of activity for the asset or liability, some transactions may not be orderly. In those situations, the entity must evaluate the weight of the evidence to determine whether the transaction is orderly. The guidance provides a list of circumstances that may indicate that a transaction is not orderly. A transaction price that is not associated with an orderly transaction is given little, if any, weight when estimating fair value.

Fair value is the price that would be received to sell an asset or paid to transfer a liability in an orderly transaction between market participants at the measurement date. Inputs to valuation techniques refer to the assumptions that market participants would use in pricing the asset or liability. Inputs may be observable, meaning those that reflect the assumptions market participants would use in pricing the asset or liability developed based on market data obtained from independent sources, or unobservable, meaning those that reflect the reporting entity’s own belief about the assumptions market participants would use in pricing the asset or liability based upon the best information available in the circumstances. Fair value measurement and disclosure guidance establishes a fair value hierarchy for valuation inputs that gives the highest priority to quoted prices in active markets for identical assets or liabilities and the lowest priority to unobservable inputs. The fair value hierarchy is as follows:

Level 1 Inputs - Unadjusted quoted prices in active markets that are accessible at the measurement date for identical, unrestricted assets or liabilities;

Level 2 Inputs - Quoted prices in markets that are not active, or inputs that are observable either directly or indirectly, for substantially the full term of the asset or liability;

Level 3 Inputs - Prices or valuation techniques that require inputs that are both significant to the fair value measurement and unobservable (i.e., supported by little or no market activity).

A description of the valuation methodologies used for instruments measured at fair value, as well as the general classification of such instruments pursuant to the valuation hierarchy, is set forth below.

There were no transfers of assets between fair value Level 1 and Level 2 for the year ended December 31, 2011. The following table illustrates the assets measured at fair value on a recurring basis segregated by hierarchy fair value levels:

(Dollars in thousands)

	Total carrying value at December 31, 2011	Fair value measurements at December 31, 2011 using:		
		Quoted prices in active markets (Level 1)	Significant other observable inputs (Level 2)	Significant unobservable inputs (Level 3)
Assets:				
U.S. Treasury and U.S. government agencies	\$ 27,617	\$ -	\$ 27,617	\$ -
Mortgage-backed U.S. government agencies	82,668	-	82,668	-
State and political subdivision obligations	48,366	-	48,366	-
Equity securities	392	392	-	-
	<u>\$ 159,043</u>	<u>\$ 392</u>	<u>\$ 158,651</u>	<u>\$ -</u>

(Dollars in thousands)

	Total carrying value at December 31, 2010	Fair value measurements at December 31, 2010 using:		
		Quoted prices in active markets (Level 1)	Significant other observable inputs (Level 2)	Significant unobservable inputs (Level 3)
Assets:				
U.S. Treasury and U.S. government agencies	\$ 17,394	\$ -	\$ 17,394	\$ -
Mortgage-backed U.S. government agencies	25,387	-	25,387	-
State and political subdivision obligations	27,678	-	27,678	-
Equity securities	243	243	-	-
	<u>\$ 70,702</u>	<u>\$ 243</u>	<u>\$ 70,459</u>	<u>\$ -</u>

Certain financial assets and financial liabilities are measured at fair value on a nonrecurring basis; that is, the instruments are not measured at fair value on an ongoing basis, but are subject to fair value adjustments in certain circumstances (for example, when there is evidence of impairment).

The following table illustrates the assets measured at fair value on a nonrecurring basis segregated by hierarchy fair value levels:

(Dollars in thousands)		Fair value measurements at December 31, 2011 using:		
		Quoted prices in active markets (Level 1)	Significant other observable inputs (Level 2)	Significant unobservable inputs (Level 3)
	Total carrying value at December 31, 2011			
Assets:				
Impaired Loans	\$ 5,621	\$ -	\$ -	\$ 5,621
Foreclosed Assets Held for Sale	240	-	-	240

(Dollars in thousands)		Fair value measurements at December 31, 2010 using:		
		Quoted prices in active markets (Level 1)	Significant other observable inputs (Level 2)	Significant unobservable inputs (Level 3)
	Total carrying value at December 31, 2010			
Assets:				
Impaired Loans	\$ 6,542	\$ -	\$ -	\$ 6,542
Foreclosed Assets Held for Sale	299	-	-	299

The following methodologies and assumptions were used to estimate the fair value of Mid Penn's financial instruments:

Cash and Cash Equivalents:

The carrying value of cash and cash equivalents is considered to be a reasonable estimate of fair value.

Interest-bearing Balances with other Financial Institutions:

The estimate of fair value was determined by comparing the present value of quoted interest rates on like deposits with the weighted average yield and weighted average maturity of the balances.

Securities Available for Sale:

The fair value of securities classified as available for sale is determined by obtaining quoted market prices on nationally recognized securities exchanges (Level 1), or matrix pricing (level 2), which is a mathematical technique used widely in the industry to value debt securities without relying exclusively on quoted market prices for the specific securities but rather relying on the securities' relationship to other benchmark quoted prices.

Impaired Loans:

Mid Penn's rating system assumes any loans classified as sub-standard non-accrual to be impaired, and all of these loans are considered collateral dependent; therefore, all of Mid Penn's impaired loans, whether reporting a specific allocation or not, are considered collateral dependent.

It is Mid Penn's policy to obtain updated third party valuations on all impaired loans collateralized by real estate within 30 days of the credit being classified as sub-standard non-accrual. Prior to receipt of the updated real estate valuation Mid Penn will use any existing real estate valuation to determine any potential allowance issues; however no allowance recommendation will be made until which time Mid Penn is in receipt of the updated valuation.

In some instances Mid Penn is not holding real estate as collateral and is relying on business assets (personal property) for repayment. In these circumstances a collateral inspection is performed by Mid Penn personnel to determine an estimated value. The value is based on net book value, as provided by the financial statements, and discounted accordingly based on determinations made by management. Occasionally, Mid Penn will employ an outside service to provide a fair estimate of value based on auction sales or private sales. Management reviews the estimates of these third parties and discounts them accordingly based on management's judgment, if deemed necessary. Mid Penn considers the estimates used in its impairment analysis to be Level 3 inputs.

Mid Penn actively monitors the values of collateral on impaired loans. This monitoring may require the modification of collateral values over time or changing circumstances by some factor, either positive or negative, from the original values. All collateral values will be assessed by management at least every 18 months for possible revaluation by an independent third party.

Mid Penn does not currently, or plan to in the future, use automated valuation methodologies as a method of valuing real estate collateral.

Loans:

For variable-rate loans that reprice frequently and which entail no significant changes in credit risk, carrying values approximated fair value. The fair value of other loans are estimated by calculating the present value of the cash flow difference between the current rate and the market rate, for the average maturity, discounted quarterly at the market rate.

Foreclosed Assets Held for Sale:

Assets included in foreclosed assets held for sale are carried at fair value and accordingly is presented as measured on a non-recurring basis. Values are estimated using Level 3 inputs, based on appraisals that consider the sales prices of property in the proximate vicinity.

Accrued Interest Receivable and Payable:

The carrying amount of accrued interest receivable and payable approximates their fair values.

Restricted Investment in Bank Stocks:

The carrying amount of required and restricted investment in correspondent bank stock approximates fair value, and considers the limited marketability of such securities.

Mortgage Servicing Rights:

The fair value of servicing rights is based on the present value of estimated future cash flows on pools of mortgages stratified by rate and maturity date.

Deposits:

The fair value for demand deposits (e.g., interest and noninterest checking, savings, and money market deposit accounts) is by definition, equal to the amount payable on demand at the reporting date (i.e. their carrying amounts). Fair value for fixed-rate certificates of deposit was estimated using a discounted cash flow calculation by combining all fixed-rate certificates into a pool with a weighted average yield and a weighted average maturity for the pool and comparing the pool with interest rates currently being offered on a similar maturity.

Short-term Borrowings:

Because of time to maturity, the estimated fair value of short-term borrowings approximates the book value.

Long-term Debt:

The estimated fair values of long-term debt were determined using discounted cash flow analysis, based on currently available borrowing rates for similar types of borrowing arrangements.

Commitments to Extend Credit and Letters of Credit:

The fair value of commitments to extend credit is estimated using the fees currently charged to enter into similar agreements, taking into account market interest rates, the remaining terms and present credit worthiness of the counterparties. The fair value of guarantees and letters of credit is based on fees currently charged for similar agreements.

The following table summarizes the carrying value and fair value of financial instruments at December 31, 2011 and 2010.

(Dollars in thousands)	December 31, 2011		December 31, 2010	
	Carrying	Fair	Carrying	Fair
	<u>Value</u>	<u>Value</u>	<u>Value</u>	<u>Value</u>
Financial assets:				
Cash and cash equivalents	\$ 17,841	\$ 17,841	\$ 12,901	\$ 12,901
Interest-bearing balances with other financial institutions	27,477	27,477	55,041	55,041
Investment securities	159,043	159,043	70,702	70,702
Net loans and leases	475,945	498,029	460,674	481,248
Restricted investment in bank stocks	3,120	3,120	3,828	3,828
Accrued interest receivable	3,067	3,067	2,632	2,632
Mortgage servicing rights	173	123	185	107
Financial liabilities:				
Deposits	\$ 634,055	\$ 644,474	\$ 554,982	\$ 560,843
Short-term borrowings	-	-	1,561	1,561
Long-term debt	22,701	24,609	27,883	28,318
Accrued interest payable	1,064	1,064	1,111	1,111
Off-balance sheet financial instruments:				
Commitments to extend credit	\$ -	\$ -	\$ -	\$ -
Financial standby letters of credit	-	-	-	-

(13) **Postretirement Benefit Plans**

Mid Penn has an unfunded noncontributory defined benefit plan for directors. The plan provides defined benefits based on years of service.

Mid Penn also has other postretirement benefit plans covering full-time employees. These health care and life insurance plans are noncontributory.

The significant aspects of each plan are as follows:

(a) **Health Insurance**

For full-time employees who retire after at least 20 years of service, Mid Penn will pay premiums for major medical insurance (as provided to active employees) for a period ending on the earlier of the date the participant obtains other employment where major medical coverage is available or the date of the participant's death; however, in all cases payment of medical premiums by Mid Penn will not exceed five years. If the retiree becomes eligible for Medicare within the five-year period beginning on his/her retirement date, the Bank may pay, at its discretion, premiums for 65 Special coverage or a similar supplemental coverage. After the five-year period has expired, all Mid Penn paid benefits cease; however, the retiree may continue coverage through the Bank at his/her own expense. This plan was amended in 2008 to encompass only those employees that had achieved ten years of full-time continuous service to Mid Penn as of January 1, 2008. Employees hired after that date and those that had not achieved the service requirements are not eligible for the plan.

(b) **Life Insurance**

For full-time employees who retire after at least 20 years of service, Mid Penn will provide term life insurance. The amount of coverage prior to age 65 will be three times the participant's annual salary at retirement or \$50,000, whichever is less. After age 65, the life insurance coverage amount will decrease by 10% per year, subject to a minimum amount of \$2,000.

(c) **Directors' Retirement Plan**

Mid Penn has an unfunded defined benefit retirement plan for directors with benefits based on years of service. The adoption of this plan generated unrecognized prior service cost of \$274,000, which is being amortized over the expected future years of service of active directors. The unamortized balance at December 31, 2011, was \$151,000.

Health and Life

The following tables provide a reconciliation of the changes in the plan's health and life insurance benefit obligations and fair value of plan assets for the years ended December 31, 2011 and 2010, and a statement of the funded status at December 31, 2011 and 2010:

(Dollars in thousands)	December 31,	
	<u>2011</u>	<u>2010</u>
Change in benefit obligations:		
Benefit obligations, January 1	\$ 868	\$ 633
Service cost	22	22
Interest cost	42	44
Actuarial (gain) loss	(78)	150
Change in assumptions	80	48
Benefit payments	(30)	(29)
Benefit obligations, December 31	<u>\$ 904</u>	<u>\$ 868</u>
Change in fair value of plan assets:		
Fair value of plan assets, January 1	\$ -	\$ -
Employer contributions	30	29
Benefit payments	(30)	(29)
Fair value of plan assets, December 31	<u>\$ -</u>	<u>\$ -</u>
Funded status at year end	<u>\$ (904)</u>	<u>\$ (868)</u>

The amount recognized in the consolidated balance sheet at December 31, 2011 and 2010, is as follows:

(Dollars in thousands)	<u>2011</u>	<u>2010</u>
Accrued benefit liability	\$ 904	\$ 868

The amounts recognized in accumulated other comprehensive income consist of:

(Dollars in thousands)	December 31,	
	<u>2011</u>	<u>2010</u>
Net loss, pretax	\$ 74	\$ 72
Prior service cost, pretax	(3)	(4)

The accumulated benefit obligation for health and life insurance plans was \$904,000 and \$868,000 at December 31, 2011 and 2010, respectively.

The estimated prior service costs that will be amortized from accumulated other comprehensive income (loss) into net periodic benefit cost during 2012 is (\$1,053).

The components of net periodic postretirement benefit cost for 2011, 2010 and 2009 are as follows:

(Dollars in thousands)	<u>2011</u>	<u>2010</u>	<u>2009</u>
Service cost	\$ 22	\$ 22	\$ 16
Interest cost	42	44	32
Amortization of prior service cost	(1)	(1)	(1)
Amortization of net gain	-	-	(10)
Net periodic postretirement benefit cost	<u>\$ 63</u>	<u>\$ 65</u>	<u>\$ 37</u>

Assumptions used in the measurement of Mid Penn's benefit obligations at December 31, 2011 and 2010 are as follows:

	<u>2011</u>	<u>2010</u>
Weighted-average assumptions:		
Discount rate	4.50%	5.50%
Rate of compensation increase	3.50%	4.50%

Assumptions used in the measurement of Mid Penn's net periodic benefit cost for the years ended December 31, 2011, 2010 and 2009 are as follows:

	<u>2011</u>	<u>2010</u>	<u>2009</u>
Weighted-average assumptions:			
Discount rate	4.50%	5.50%	5.75%
Rate of compensation increase	3.50%	4.50%	4.75%

Assumed health care cost trend rates at December 31, 2011, 2010 and 2009 are as follows:

	<u>2011</u>	<u>2010</u>	<u>2009</u>
Health care cost trend rate assumed for next year	7.00%	7.50%	8.00%
Rate to which the cost trend rate is assumed to decline (the ultimate trend rate)	5.50%	5.50%	5.50%
Year that the rate reaches the ultimate trend rate	2016	2016	2014

Assumed health care cost trend rates have a significant effect on the amounts reported for the health care plans. A one-percentage-point change in assumed health care cost trend rates would have the following effects:

(Dollars in thousands)	One-Percentage Point	
	<u>Increase</u>	<u>Decrease</u>
Effect on total of service and interest cost	\$ 6	\$ (5)
Effect on accumulated postretirement benefit obligation	76	(68)

Mid Penn expects to contribute \$22,000 to its life and health benefit plans in 2012. The following table shows the estimated benefit payments for future periods:

(Dollars in thousands)	
1/1/2012 to 12/31/2012	\$ 22
1/1/2013 to 12/31/2013	31
1/1/2014 to 12/31/2014	45
1/1/2015 to 12/31/2015	62
1/1/2016 to 12/31/2016	75
1/1/2017 to 12/31/2021	419

Benefit obligations were measured as of December 31, 2011, for the postretirement benefit plan.

Retirement Plan

The following tables provide a reconciliation of the changes in the directors' defined benefit plan's benefit obligations and fair value of plan assets for the years ended December 31, 2011 and 2010 and a statement of the status at December 31, 2011 and 2010. This plan is unfunded.

(Dollars in thousands)	December 31,	
	<u>2011</u>	<u>2010</u>
Change in benefit obligations:		
Benefit obligations, January 1	\$ 998	\$ 975
Service cost	24	23
Interest cost	53	54
Actuarial loss (gain)	3	(9)
Change in assumptions	51	12
Benefit payments	(60)	(57)
Benefit obligations, December 31	<u>\$ 1,069</u>	<u>\$ 998</u>
Change in fair value of plan assets:		
Fair value of plan assets, January 1	\$ -	\$ -
Employer contributions	60	57
Benefit payments	(60)	(57)
Fair value of plan assets, December 31	<u>\$ -</u>	<u>\$ -</u>
Funded status at year end	<u>\$ (1,069)</u>	<u>\$ (998)</u>

Amounts recognized in the consolidated balance sheet at December 31, 2011 and 2010 are as follows:

(Dollars in thousands)	<u>2011</u>	<u>2010</u>
Accrued benefit liability	\$ 1,069	\$ 998

Amounts recognized in accumulated other comprehensive income consist of:

(Dollars in thousands)	December 31,	
	<u>2011</u>	<u>2010</u>
Net prior service cost, pretax	\$ 151	\$ 172
Net loss (gain), pretax	26	(28)

The accumulated benefit obligation for the retirement plan was \$1,069,000 at December 31, 2011 and \$998,000 at December 31, 2010.

The estimated prior service costs that will be amortized from accumulated other comprehensive income (loss) into net periodic benefit cost during 2012 is \$21,525.

The components of net periodic retirement cost for 2011, 2010 and 2009 are as follows:

(Dollars in thousands)	<u>2011</u>	<u>2010</u>	<u>2009</u>
Service cost	\$ 24	\$ 23	\$ 20
Interest cost	53	54	56
Amortization of prior-service cost	22	21	22
Net periodic retirement cost	<u>\$ 99</u>	<u>\$ 98</u>	<u>\$ 98</u>

Assumptions used in the measurement of Mid Penn's benefit obligations at December 31, 2011 and 2010 are as follows:

	<u>2011</u>	<u>2010</u>
Weighted-average assumptions:		
Discount rate	4.50%	5.50%
Change in consumer price index	2.50%	3.00%

Assumptions used in the measurement of Mid Penn's net periodic benefit cost for the years ended December 31, 2011, 2010 and 2009 are as follows:

	<u>2011</u>	<u>2010</u>	<u>2009</u>
Weighted-average assumptions:			
Discount rate	4.50%	5.50%	5.75%
Change in consumer price index	2.50%	3.00%	3.25%

Mid Penn expects to contribute \$81,000 to its retirement plan in 2012. The following table shows the estimated benefit payments for future periods:

(Dollars in thousands)	
1/1/2012 to 12/31/2012	\$ 81
1/1/2013 to 12/31/2013	83
1/1/2014 to 12/31/2014	86
1/1/2015 to 12/31/2015	88
1/1/2016 to 12/31/2016	91
1/1/2017 to 12/31/2021	491

Plan benefit obligations were measured as of December 31, 2011 for the directors' defined benefit plan.

The Bank is the owner and beneficiary of insurance policies on the lives of certain officers and directors, which informally fund the retirement plan obligation. The aggregate cash surrender value of these policies was \$3,408,000 and \$3,297,000 at December 31, 2011 and 2010, respectively.

(14) Other Benefit Plans

(a) Defined-Contribution Plan

The Bank has a funded contributory defined-contribution plan covering substantially all employees. The Bank's contribution to the plan was \$0 for 2011, 2010, and 2009.

(b) Deferred Compensation Plans

The Bank has an executive deferred compensation plan, which allows an executive officer to defer compensation for a specified period in order to provide future retirement income. The only participant in this plan is a former executive officer. At December 31, 2011 and 2010, the Bank had accrued a liability of approximately \$181,000 and \$174,000, respectively, for this plan.

The Bank also has a directors' deferred compensation plan, which allows directors to defer receipt of fees for a specified period in order to provide future retirement income. At December 31, 2011 and 2010, the Bank had accrued a liability of approximately \$501,000 and \$423,000, respectively, for this plan.

(c) **Salary Continuation Agreement**

The Bank maintains a Salary Continuation Agreement ("Agreement") for a former executive officer. The Agreement provides the former executive officer with a fixed annual benefit. The benefit is payable beginning at age 65 for a period of 15 years. At December 31, 2011 and 2010, the Bank has accrued a liability of approximately \$179,000 and \$167,000, respectively, for the Agreement. The expense related to the Agreement was \$12,000 for 2011, \$11,000 for 2010, and \$11,000 for 2009.

The Bank is the owner and beneficiary of an insurance policy on the life of the participating former executive officer, which informally funds the benefit obligation. The aggregate cash surrender value of this policy was approximately \$1,107,000 and \$1,072,000 at December 31, 2011 and 2010, respectively.

(d) **Employee Stock Ownership Plan**

Mid Penn has an Employee Stock Ownership Plan ("ESOP") covering substantially all employees. Contributions to the ESOP are made at the discretion of the Board of Directors. Total expense related to Mid Penn's contribution to the ESOP for 2011, 2010 and 2009 was \$0, respectively. The ESOP held 41,873 and 42,271 common shares of Mid Penn stock as of December 31, 2011, and December 31, 2010, respectively, all of which were allocated to plan participants. The ESOP shares are valued using Level 1 inputs as there is an active market for identical assets at the measurement date. At December 31, 2011, the fair value of Mid Penn stock on the NASDAQ Stock Market was \$7.54 per common share, resulting in a total fair value of the ESOP of \$316,000. Shares held by the ESOP are considered outstanding for purposes of calculating earnings per share. Dividends paid on shares held by the ESOP are charged to retained earnings.

(e) **Split Dollar Life Insurance Arrangements**

At December 31, 2011 and 2010, the Bank had Split Dollar Life Insurance arrangements with two former executives for which the aggregate collateral assignment and cash surrender values are approximately \$1,661,000 and \$1,625,000, respectively.

(f) **401(k) Plan**

The Bank has a 401(k) plan that covers substantially all full-time employees. The plan allows employees to contribute a portion of their salaries and wages to the plan. The plan provides for the Bank to match a portion of employee-elected salary deferrals, subject to certain percentage maximums of their salaries and wages. The Bank's contribution to the plan was \$115,000, \$90,000, and \$96,000 for the years ending December 31, 2011, 2010, and 2009, respectively.

(g) **Employee Stock Purchase Plan**

Mid Penn has an Employee Stock Purchase Plan ("ESPP") in which all employees are eligible to participate. The plan allows employees to use a portion of their salaries and wages to purchase common shares of Mid Penn stock at the market value of shares at the end of each calendar quarter.

(15) Federal Income Taxes

The following temporary differences gave rise to the net deferred tax asset at December 31, 2011 and 2010:

(Dollars in thousands)	<u>2011</u>	<u>2010</u>
Deferred tax assets:		
Allowance for loan and lease losses	\$ 2,283	\$ 2,328
Loan fees	266	171
Benefit plans	1,082	1,072
Nonaccrual interest	882	379
Prepaid expenses	57	-
Other	125	17
	<u>4,695</u>	<u>3,967</u>
Deferred tax liabilities:		
Depreciation	(897)	(579)
Bond accretion	(115)	(115)
Prepaid expenses	-	(135)
Goodwill and intangibles	(191)	(172)
Unrealized gain on securities	(1,053)	(91)
	<u>(2,256)</u>	<u>(1,092)</u>
Deferred tax asset, net	<u>\$ 2,439</u>	<u>\$ 2,875</u>

In assessing the realizability of federal or state deferred tax assets, management considers whether it is more likely than not that some portion or all of the deferred tax assets will not be realized. The ultimate realization of deferred tax assets is dependent upon the generation of future taxable income during periods in which those temporary differences become deductible. Management considers the scheduled reversal of deferred tax liabilities, projected future taxable income, and prudent, feasible and permissible as well as available tax planning strategies in making this assessment. Based on the level of historical taxable income and projections for future taxable income over the periods in which the deferred tax assets are deductible, management believes it is more likely than not that Mid Penn will realize the benefits of these deferred tax assets.

The provision for (benefit from) income taxes consists of the following:

(Dollars in thousands)	<u>2011</u>	<u>2010</u>	<u>2009</u>
Current	\$ 1,749	\$ 704	\$ (1,965)
Deferred	(526)	(288)	(243)
Total provision for (benefit from) income taxes	<u>\$ 1,223</u>	<u>\$ 416</u>	<u>\$ (2,208)</u>

A reconciliation of income tax at the statutory rate to Mid Penn's effective rate is as follows:

(Dollars in thousands)	<u>2011</u>	<u>2010</u>	<u>2009</u>
Provision (benefit) at the expected statutory rate	\$ 1,960	\$ 1,076	\$ (1,531)
Effect of tax-exempt income	(710)	(635)	(609)
Effect of investment in life insurance	(88)	(92)	(149)
Nondeductible interest	49	51	62
Other items	12	16	19
Provision for (benefit from) income taxes	<u>\$ 1,223</u>	<u>\$ 416</u>	<u>\$ (2,208)</u>

Mid Penn has no unrecognized tax benefits that, if recognized, would favorably affect the effective income tax rate in future periods. Mid Penn does not expect the total amount of unrecognized tax benefits to significantly increase or decrease in the next twelve months.

No amounts for interest and penalties were recorded in income tax (benefit) expense in the consolidated statement of operations for the years ended December 31, 2011, 2010, or 2009. There were no amounts accrued for interest and penalties at December 31, 2011 or 2010.

Mid Penn and its subsidiaries are subject to U.S. federal income tax and income tax for the state of Pennsylvania. Mid Penn is no longer subject to examination by taxing authorities for years before 2008. Tax years 2008 through the present remain open to examination.

(16) Core Deposit Intangible

A summary of core deposit intangible is as follows at December 31, 2011.

(Dollars in thousands)	2004	2006	Total
	<u>Acquisition</u>	<u>Acquisition</u>	
Gross carrying amount	\$ 291	\$ 232	\$ 523
Less accumulated amortization	(275)	(147)	(422)
Net carrying amount	<u>\$ 16</u>	<u>\$ 85</u>	<u>\$ 101</u>

The core deposit intangibles for the acquisitions are being amortized over the weighted average useful life of 8 years, with no estimated residual value.

Amortization expense amounted to \$65,000 in 2011, 2010, and 2009.

The estimated amortization expenses of intangible assets for each of the four succeeding fiscal years are as follows:

(Dollars in thousands)	
2012	\$ 45
2013	29
2014	27
	<u>\$ 101</u>

(17) Regulatory Matters

Mid Penn Bancorp, Inc., is a bank holding company and, as such, chooses to maintain a well-capitalized status in its bank subsidiary. Quantitative measures established by regulation to ensure capital adequacy require Mid Penn to maintain minimum amounts and ratios (set forth below) of Tier 1 capital to average assets and of total capital (as defined in the regulations) to risk-weighted assets. As of December 31, 2011 and December 31, 2010, Mid Penn met all capital adequacy requirements to which the Bank is subject, and the Bank is considered "well-capitalized". However, future changes in regulations could increase capital requirements and may have an adverse effect on capital resources.

The FDIC Board has adopted a restoration plan that raised assessment rates for deposit insurance premiums for 2009, and enacted a special emergency assessment that has significantly affected operating results for the Corporation. The assessment was 0.05% of total Bank Assets, less Tier 1 Capital as of June 30, 2009, and was paid on September 30, 2009. The special assessment for Mid Penn's banking subsidiary was \$265,000.

The FDIC has also adopted a prepayment of projected deposit insurance premiums for a three-year period that would be paid on December 30, 2009. The prepayment was approximately \$2,719,000 for the Corporation. The prepayment will be carried as a prepaid expense in other assets on the balance sheet and amortized into expense in the operating period to which it applies. As of December 31, 2011, the unamortized balance was \$871,000.

Certain restrictions exist regarding the ability of the Bank to transfer funds to the Corporation in the form of cash dividends, loans or advances. At December 31, 2011, \$0 of undistributed earnings of the Bank included in the consolidated shareholders' equity was available for distribution to the Corporation as dividends without prior regulatory approval, subject to regulatory capital requirements below. On January 25, 2012, Mid Penn declared a cash dividend of \$0.05 per common share, payable on February 27, 2012 to shareholders of record as of February 8, 2011. This declaration and subsequent payout was made in compliance with Federal Reserve Board policy regarding dividends.

Mid Penn maintained the following regulatory capital levels, leverage ratios, and risk-based capital ratios as of December 31, 2011, and December 31, 2010, as follows:

(Dollars in thousands)

	<u>Capital Adequacy</u>					
	<u>Actual:</u>		<u>Minimum Capital Required:</u>		<u>To Be Well-Capitalized Under Prompt Corrective Action Provisions:</u>	
	<u>Amount</u>	<u>Ratio</u>	<u>Amount</u>	<u>Ratio</u>	<u>Amount</u>	<u>Ratio</u>
<u>Corporation</u>						
As of December 31, 2011:						
Tier 1 Capital (to Average Assets)	\$ 50,451	7.0%	\$ 28,679	4.0%	N/A	N/A
Tier 1 Capital (to Risk Weighted Assets)	50,451	10.3%	19,566	4.0%	N/A	N/A
Total Capital (to Risk Weighted Assets)	56,513	11.6%	39,132	8.0%	N/A	N/A
<u>Bank</u>						
As of December 31, 2011:						
Tier 1 Capital (to Average Assets)	\$ 50,265	7.1%	\$ 28,326	4.0%	\$ 35,408	5.0%
Tier 1 Capital (to Risk Weighted Assets)	50,265	10.4%	19,367	4.0%	29,051	6.0%
Total Capital (to Risk Weighted Assets)	56,327	11.6%	38,735	8.0%	48,419	10.0%
<u>Corporation</u>						
As of December 31, 2010:						
Tier 1 Capital (to Average Assets)	\$ 46,957	7.4%	\$ 25,352	4.0%	N/A	N/A
Tier 1 Capital (to Risk Weighted Assets)	46,957	10.2%	18,501	4.0%	N/A	N/A
Total Capital (to Risk Weighted Assets)	52,711	11.4%	37,002	8.0%	N/A	N/A
<u>Bank</u>						
As of December 31, 2010:						
Tier 1 Capital (to Average Assets)	\$ 46,799	7.4%	\$ 25,388	4.0%	\$ 31,735	5.0%
Tier 1 Capital (to Risk Weighted Assets)	46,799	10.2%	18,357	4.0%	27,536	6.0%
Total Capital (to Risk Weighted Assets)	52,553	11.5%	36,714	8.0%	45,893	10.0%

(18) Concentration of Risk and Off-Balance Sheet Risk

The Bank is a party to financial instruments with off-balance sheet risk in the normal course of business to meet the financing needs of its customers. These financial instruments include commitments to extend credit and standby letters of credit. Those instruments involve, to varying degrees, elements of credit and interest rate risk in excess of the amount recognized in the consolidated balance sheets.

The Bank evaluates each customer's creditworthiness on a case-by-case basis. The amount of collateral obtained, if deemed necessary by the Bank upon extension of credit, is based on management's credit evaluation of the borrower. Collateral held varies but may include accounts receivable, inventory, property, plant, and equipment, and income-producing commercial properties. The Bank's exposure to credit loss in the event of nonperformance by the other party to the financial instrument for commitments to extend credit and standby letters of credit written is represented by the contractual amount of those instruments. The Bank uses the same credit policies in making commitments and conditional obligations as it does for direct, funded loans.

Commitments to extend credit are agreements to lend to a customer as long as there is no violation of any condition established in the contract. Commitments generally have fixed expiration dates or other termination clauses and may require payment of a fee. Since many of the commitments are expected to expire without being drawn upon, the total commitment amounts do not necessarily represent future cash requirements.

Standby letters of credit are conditional commitments issued by the Bank to guarantee the performance of a customer to a third party. The credit risk involved in issuing letters of credit is essentially the same as that involved in extending loan facilities to customers. The term of these standby letters of credit is generally one year or less.

As of December 31, 2011, commitments to extend credit amounted to \$91,619,000 and standby letters of credit amounted to \$7,320,000.

Significant concentration of credit risk may occur when obligations of parties engaged in similar activities occur and accumulate in significant amounts.

In analyzing the Bank's exposure to significant concentration of credit risk, management set a parameter of 10% or more of the Bank's total net loans outstanding as the threshold in determining whether the obligations of the same or affiliated parties would be classified as significant concentration of credit risk. Concentrations by industry, product line, type of collateral, etc., are also considered. U.S. Treasury securities, obligations of U.S. government agencies and corporations, and any assets collateralized by the same were excluded.

As of December 31, 2011, commercial real estate financing was the only similar activity that met the requirements to be classified as a significant concentration of credit risk. However, there is a geographical concentration in that most of the Bank's business activity is with customers located in Central Pennsylvania, specifically within the Bank's trading area made up of Dauphin County, lower Northumberland County, western Schuylkill County and eastern Cumberland County.

The Bank's highest concentrations of credit within the loan portfolio are in the areas of Commercial Real Estate financing (60.7%) as of December 31, 2011.

(19) Commitments and Contingencies

Operating Leases:

In April 2005, Mid Penn entered into a non-cancelable operating lease agreement to lease approximately 2,500 square feet of office space in the downtown Harrisburg area, with the initial term extending through April 2010. Mid Penn has the option to renew this lease for two additional five-year periods and has exercised the first of these options, extending the term of the lease through April of 2015. Mid Penn also has entered into a non-cancelable lease on a drive-up ATM site in Halifax, PA. This lease runs through October of 2012. In December 2011, Mid Penn entered into a non-cancelable operating lease agreement to lease approximately 5,900 square feet of office space on Derry St. in the Harrisburg area, with the initial term extending through November 2014. Mid Penn has the option to renew this lease for two additional three-year periods.

Minimum future rental payments under these operating leases as of December 31, 2011 are as follows:

(Dollars in thousands)

2012	\$	109
2013		106
2014		105
2015		21
	<u>\$</u>	<u>341</u>

Mid Penn paid rent payments in 2011, 2010, and 2009 of \$79,000, \$90,000, and \$97,000, respectively.

Litigation:

Mid Penn is subject to lawsuits and claims arising out of its business. In the opinion of management, after consultation with legal counsel, the ultimate disposition of these matters is not expected to have a material adverse effect on the consolidated financial condition of Mid Penn.

(20) Common Stock

Mid Penn has reserved 50,000 of authorized, but unissued shares of its common stock for issuance under a Stock Bonus Plan (the "Plan"). Shares issued under the Plan are at the discretion of the Board of Directors.

Under Mid Penn's amended and restated dividend reinvestment plan, (DRIP), 200,000 of Mid Penn's authorized but unissued common stock are reserved for issuance. The DRIP also allows for voluntary cash payments within specified limits, for the purchase of additional shares.

(21) Preferred Stock

On December 19, 2008, Mid Penn entered into and closed a Letter Agreement with the United States Department of the Treasury (the "Treasury") pursuant to which the Treasury invested \$10,000,000 in the Corporation under the Treasury's Capital Purchase Program (the "CPP").

Under the CPP, the Treasury received (1) 10,000 shares of Series A Fixed Rate Cumulative Perpetual Preferred Stock, \$1,000 liquidation preference, and (2) Warrants to purchase up to 73,099 shares of the Corporation's common stock at an exercise price of \$20.52 per share. The \$10,000,000 in new capital is treated as Tier 1 Capital.

The Series A Preferred Stock pays cumulative dividends at a rate of 5% per annum for the first five years and 9% per annum thereafter. Pursuant to the American Recovery and Reinvestment Act of 2009, the Secretary of the Treasury shall permit, subject to consultation with the appropriate Federal banking agency, the Corporation to redeem the Series A Preferred Stock. The Corporation may do so without regard to the source of the funds to be used to redeem the Series A Preferred Stock or any minimum waiting period. If the Corporation elects to redeem the Series A Preferred Stock prior to February 15, 2012, and receives approval from the Treasury and the Board of Governors of the Federal Reserve System, it must redeem at least \$2,500,000 of the Series A Preferred Stock. Upon redemption of the Series A Preferred Stock, the Secretary of the Treasury shall liquidate the warrants associated with the Corporation's participation in the CPP at the current market price. Upon the appropriate approval, the Corporation may redeem the Series A Preferred Stock at the original purchase price plus accrued but unpaid dividends, if any. The related Warrants expire in ten years and are immediately exercisable upon their issuance.

To participate in the program, the Corporation is required to meet certain standards, including: (1) ensuring that incentive compensation for senior executives does not encourage unnecessary and excessive risk that threaten the value of the Corporation; (2) requiring a clawback of any bonus or incentive compensation paid to a senior executive based on statements of earnings, gains or other criteria that are later proven to be materially inaccurate; (3) prohibiting the Corporation from making any golden parachute payment to a senior executive based on applicable Internal Revenue Code provisions; and (4) agreeing not to deduct for tax purposes executive compensation in excess of \$500,000 for each senior executive.

Based on the Program term sheet provided by the Treasury, the following are the effects on holders of common stock from the issuance of Senior Preferred stock to the Treasury under the Program:

Restrictions on Dividends

For as long as any Senior Preferred shares are outstanding, no dividends can be declared or paid on common shares, nor can Mid Penn repurchase or redeem any common shares, unless all accrued and unpaid dividends for all past dividend periods on the Senior Preferred shares have been fully paid. In addition, the consent of the Treasury is required for any increase in the per share dividends on common shares until the third anniversary of the date of the Senior Preferred investment unless prior to such third anniversary, the Senior Preferred shares have been redeemed in whole or the Treasury has transferred all of the Senior Preferred shares to third parties.

Repurchases

The Treasury's consent would be required for any share repurchases (other than (1) repurchases of the Senior Preferred shares and (2) repurchases of common shares in connection with any benefit plan in the ordinary course of business consistent with past practice) until the third anniversary of the date of this investment unless prior to such third anniversary the Senior Preferred shares had been redeemed in whole or the Treasury had transferred all of the Senior Preferred shares to third parties. In addition, there could be no share repurchases of common shares if prohibited as described under "Restrictions on Dividends" above.

Voting Rights

The Senior Preferred shares would be non-voting, other than class voting rights on (1) any authorization or issuance of shares ranking senior to the Senior Preferred shares, (2) any amendment to the rights of senior Preferred, or (3) any merger, exchange or similar transaction which would adversely affect the rights of the Senior Preferred. If dividends on the Senior Preferred shares were not paid in full for six dividend periods, whether or not consecutive, the Senior Preferred shareholder(s) would have the right to elect two directors. The right to elect directors would end when full dividends had been paid for four consecutive dividend periods.

(22) Parent Company Statements

CONDENSED BALANCE SHEETS

(Dollars in thousands)

	December 31,	
	<u>2011</u>	<u>2010</u>
ASSETS		
Cash and cash equivalents	\$ 50	\$ 115
Investment in subsidiaries	53,322	48,043
Prepaid expense	-	1
Other assets	80	42
Total assets	<u>\$ 53,452</u>	<u>\$ 48,201</u>
LIABILITIES AND SHAREHOLDERS' EQUITY		
Shareholders' equity	<u>\$ 53,452</u>	<u>\$ 48,201</u>
Total shareholders' equity	<u>\$ 53,452</u>	<u>\$ 48,201</u>

CONDENSED STATEMENTS OF OPERATIONS

(Dollars in thousands)

	For Years Ended December 31,		
	<u>2011</u>	<u>2010</u>	<u>2009</u>
Dividends from subsidiaries	\$ 1,246	\$ 575	\$ 2,498
Undistributed earnings (loss) of subsidiaries	3,398	2,301	(4,673)
Other expenses	(153)	(193)	(182)
Income tax benefit	52	65	62
Net income (loss)	<u>\$ 4,543</u>	<u>\$ 2,748</u>	<u>\$ (2,295)</u>

CONDENSED STATEMENTS OF CASH FLOWS

(Dollars in thousands)

	For Years Ended December 31,		
	<u>2011</u>	<u>2010</u>	<u>2009</u>
CASH FLOWS FROM OPERATING ACTIVITIES			
Net income (loss)	\$ 4,543	\$ 2,748	\$ (2,295)
Undistributed (earnings) loss of subsidiaries	(3,398)	(2,301)	4,673
Decrease in other liabilities	(52)	-	-
Net cash provided by operating activities	<u>1,093</u>	<u>447</u>	<u>2,378</u>
CASH FLOWS FROM INVESTING ACTIVITIES			
Proceeds from the maturity of investment securities	-	-	9,000
Net cash provided by investing activities	<u>-</u>	<u>-</u>	<u>9,000</u>
CASH FLOWS FROM FINANCING ACTIVITIES			
Investment in subsidiaries	-	(5)	(9,000)
Dividends paid	(1,196)	(500)	(2,262)
Employee Stock Purchase Plan	38	-	-
Net cash used in financing activities	<u>(1,158)</u>	<u>(505)</u>	<u>(11,262)</u>
Net (decrease) increase in cash and cash equivalents	(65)	(58)	116
Cash and cash equivalents at beginning of period	115	173	57
Cash and cash equivalents at end of period	<u>\$ 50</u>	<u>\$ 115</u>	<u>\$ 173</u>

(23) Recent Accounting Pronouncements

ASU 2011-03: The FASB has issued this ASU to clarify the accounting principles applied to repurchase agreements, as set forth by FASB ASC Topic 860, *Transfers and Servicing*. This ASU, entitled Reconsideration of Effective Control for Repurchase Agreements, amends one of three criteria used to determine whether or not a transfer of assets may be treated as a sale by the transferor. Under Topic 860, the transferor may not maintain effective control over the transferred assets in order to qualify as a sale. This ASU eliminates the criteria under which the transferor must retain collateral sufficient to repurchase or redeem the collateral on substantially agreed upon terms as a method of maintaining effective control. This ASU is effective for both public and nonpublic entities for interim and annual reporting periods beginning on or after December 15, 2011, and requires prospective application to transactions or modifications of transactions which occur on or after the effective date. Early adoption is not permitted. The Corporation does not expect the adoption will have a significant impact on the Corporation's financial condition or results of operations.

ASU 2011-04: This ASU amends FASB ASC Topic 820, *Fair Value Measurements*, to bring U.S. GAAP for fair value measurements in line with International Accounting Standards. The ASU clarifies existing guidance for items such as: the application of the highest and best use concept to non-financial assets and liabilities; the application of fair value measurement to financial instruments classified in a reporting entity's stockholder's equity; and disclosure requirements regarding quantitative information about unobservable inputs used in the fair value measurements of level 3 assets. The ASU also creates an exception to Topic 820 for entities which carry financial instruments within a portfolio or group, under which the entity is now permitted to base the price used for fair valuation upon a price that would be received to sell the net asset position or transfer a net liability position in an orderly transaction. The ASU also allows for the application of premiums and discounts in a fair value measurement if the financial instrument is categorized in level 2 or 3 of the fair value hierarchy. Lastly, the ASU contains new disclosure requirements regarding fair value amounts categorized as level 3 in the fair value hierarchy such as: disclosure of the valuation process used; effects of and relationships between unobservable inputs; usage of nonfinancial assets for purposes other than their highest and best use when that is the basis of the disclosed fair value; and categorization by level of items disclosed at fair value, but not measured at fair value for financial statement purposes. For public entities, this ASU is effective for interim and annual periods beginning after December 15, 2011. For nonpublic entities, the ASU is effective for annual periods beginning after December 15, 2011. Early adoption is not permitted. The Corporation does not expect the adoption will have a significant impact on the Corporation's financial condition or results of operations.

ASU 2011-05: The provisions of this ASU amend FASB ASC Topic 220, *Comprehensive Income*, to facilitate the continued alignment of U.S. GAAP with International Accounting Standards. The ASU prohibits the presentation of the components of comprehensive income in the statement of stockholder's equity. Reporting entities are allowed to present either: a statement of comprehensive income, which reports both net income and other comprehensive income; or separate but consecutive statements of net income and other comprehensive income. Under previous GAAP, all 3 presentations were acceptable. Regardless of the presentation selected, the reporting entity is required to present all reclassifications between other comprehensive and net income on the face of the new statement or statements. The provisions of this ASU are effective for fiscal years and interim periods beginning after December 15, 2011 for public entities. For nonpublic entities, the provisions are effective for fiscal years ending after December 15, 2012, and for interim and annual periods thereafter. As the two remaining options for presentation existed prior to the issuance of this ASU, early adoption is permitted. The Corporation does not expect the adoption will have a significant impact on the Corporation's financial condition or results of operations.

ASU 2011-08: In September, 2011, the FASB issued ASU 2011-08, *Testing Goodwill for Impairment*. The purpose of this ASU is to simplify how entities test goodwill for impairment by adding a new first step to the preexisting goodwill impairment test under ASC Topic 350, *Intangibles – Goodwill and other*. This amendment gives the entity the option to first assess a variety of qualitative factors such as economic conditions, cash flows, and competition to determine whether it was more likely than not that the fair value of goodwill has fallen below its carrying value. If the entity determines that it is not likely that the fair value has fallen below its carrying value, then the entity will not have to complete the original two-step test under Topic 350. The amendments in this ASU are effective for impairment tests performed for fiscal years beginning after December 15, 2011. Early adoption is permitted. The Corporation is evaluating the impact of this standard on its consolidated financial statements.

ASU 2011-10: In December, 2011, the FASB issued ASU 2011-10, *Derecognition of in Substance Real Estate – a Scope Clarification*. This ASU clarifies previous guidance for situations in which a reporting entity would relinquish control of the assets of a subsidiary in order to satisfy the nonrecourse debt of the subsidiary. The ASU concludes that if control of the assets has been transferred to the lender, but not legal ownership of the assets; then the reporting entity must continue to include the assets of the subsidiary in its consolidated financial statements. The amendments in this ASU are effective for public entities for annual and interim periods beginning on or after June 15, 2012. For nonpublic entities, the amendments are effective for fiscal years ending after December 15, 2013. Early adoption is permitted. The Corporation is evaluating the impact of this standard on its consolidated financial statements.

ASU 2011-11: In December, 2011, the FASB issued ASU 2011-11, *Disclosures about Offsetting Assets and Liabilities*, in an effort to improve comparability between U.S. GAAP and IFRS financial statements with regard to the presentation of offsetting assets and liabilities on the statement of financial position arising from financial and derivative instruments, and repurchase agreements. The ASU establishes additional disclosures presenting the gross amounts of recognized assets and liabilities, offsetting amounts, and the net balance reflected in the statement of financial position. Descriptive information regarding the nature and rights of the offset must also be disclosed. The Corporation is evaluating the impact of this standard on its consolidated financial statements.

ASU 2011-12: In December, 2011, the FASB issued ASU 2011-12, *Deferral of the Effective Date to the Presentation of Reclassifications of Items Out of Accumulated Other Comprehensive Income in Accounting Standards Update 2011-05*. In response to stakeholder concerns regarding the operational ramifications of the presentation of these reclassifications for current and previous years, the FASB has deferred the implementation date of this provision to allow time for further consideration. The requirement in ASU 2011-05, *Presentation of Comprehensive Income*, for the presentation of a combined statement of comprehensive income or separate, but consecutive, statements of net income and other comprehensive income is still effective for fiscal years and interim periods beginning after December 15, 2011 for public companies, and fiscal years ending after December 15, 2011 for nonpublic companies. The Corporation is evaluating the impact of this standard on its consolidated financial statements.

(24) Summary of Quarterly Consolidated Financial Data (Unaudited)

The following table presents summarized quarterly financial data for 2011 and 2010.

(Dollars in thousands, except per share data)

	2011 Quarter Ended			
	<u>March 31</u>	<u>June 30</u>	<u>September 30</u>	<u>December 31</u>
Interest Income	\$ 7,453	\$ 8,075	\$ 7,994	\$ 8,023
Interest Expense	2,470	2,485	2,375	2,192
Net Interest Income	4,983	5,590	5,619	5,831
Provision for Loan and Lease Losses	200	550	405	50
Net Interest Income After Provision for Loan Losses	4,783	5,040	5,214	5,781
Noninterest Income	758	705	764	769
Noninterest Expense	4,300	4,408	4,534	4,806
Income Before Provision for Income Taxes	1,241	1,337	1,444	1,744
Provision for Income Taxes	241	278	312	392
Net Income	1,000	1,059	1,132	1,352
Preferred Stock Dividends and Discount Accretion	128	129	128	129
Net Income Available to Common Shareholders	<u>\$ 872</u>	<u>\$ 930</u>	<u>\$ 1,004</u>	<u>\$ 1,223</u>
Per Share Data:				
Basic Earnings Per Share	\$ 0.25	\$ 0.27	\$ 0.29	\$ 0.35
Diluted Earnings Per Share	\$ 0.25	\$ 0.27	\$ 0.29	\$ 0.35
Cash Dividends	0.05	0.05	0.05	0.05

(Dollars in thousands, except per share data)

	2010 Quarter Ended			
	<u>March 31</u>	<u>June 30</u>	<u>September 30</u>	<u>December 31</u>
Interest Income	\$ 7,354	\$ 7,685	\$ 7,554	\$ 7,555
Interest Expense	2,853	2,660	2,567	2,562
Net Interest Income	4,501	5,025	4,987	4,993
Provision for Loan and Lease Losses	160	925	975	575
Net Interest Income After Provision for Loan Losses	4,341	4,100	4,012	4,418
Noninterest Income	816	901	824	873
Noninterest Expense	4,269	4,052	4,352	4,448
Income Before Provision for Income Taxes	888	949	484	843
Provision for Income Taxes	153	158	4	101
Net Income	735	791	480	742
Preferred Stock Dividends and Discount Accretion	128	129	128	129
Net Income Available to Common Shareholders	<u>\$ 607</u>	<u>\$ 662</u>	<u>\$ 352</u>	<u>\$ 613</u>
Per Share Data:				
Basic Earnings Per Share	\$ 0.17	\$ 0.19	\$ 0.11	\$ 0.17
Diluted Earnings Per Share	\$ 0.17	\$ 0.19	\$ 0.11	\$ 0.17
Cash Dividends	-	-	-	-

MID PENN BANCORP, INC.

ITEM 9. CHANGES IN AND DISAGREEMENTS WITH ACCOUNTANTS ON ACCOUNTING AND FINANCIAL DISCLOSURE

None

ITEM 9A. CONTROLS AND PROCEDURES

Evaluation of Disclosure Controls and Procedures

Mid Penn carried out an evaluation, under the supervision and with the participation of its management, including the Chief Executive Officer and Treasurer, of the effectiveness of the design and operation of our disclosure controls and procedures pursuant to Exchange Act Rule 13a-15 as of December 31, 2011. Based upon that evaluation, the Chief Executive Officer and Treasurer concluded, as of December 31, 2011, that Mid Penn's disclosure controls and procedures were effective in recording, processing, summarizing, and reporting information required to be disclosed by Mid Penn, within the time periods specified in the SEC's rules and forms, and such information is accumulated and communicated to management to allow timely decisions regarding required disclosures.

Changes in Internal Controls over Financial Reporting

There have been no changes in Mid Penn's internal control over financial reporting during the fourth quarter of 2011 that have materially affected, or are reasonably likely to materially affect, Mid Penn's internal control over financial reporting.

Mid Penn Bancorp, Inc. Management Report on Internal Controls over Financial Reporting

Management is responsible for establishing and maintaining adequate internal control over financial reporting as defined in Rule 13a and 15(d) – 15(f) under the Exchange Act of 1934 ("1934 Act"). The corporation's internal control over financial reporting includes those policies and procedures that pertain to the corporation's ability to record, process, summarize, and report reliable financial data. All internal control systems have inherent limitations in the effectiveness of any internal control over financial reporting, including the possibility of human error and the circumvention or overriding of internal control. Accordingly, even effective internal control over financial reporting can provide only reasonable assurance with respect to financial statement preparation and presentation. Further, because of changes in conditions, the effectiveness of internal control over financial reporting may vary over time.

In order to ensure that the corporation's internal control over financial reporting is effective, management regularly assesses such controls and did so most recently for its financial reporting as of December 31, 2011. This assessment was based on criteria for effective internal control over financial reporting described in *Internal Control-Integrated Framework* issued by the Committee of Sponsoring Organizations of the Treadway Commission ("COSO"). Management has concluded that Mid Penn's internal control over financial reporting, as of December 31, 2011, is effective based on those criteria.

This annual report does not include an attestation report of Mid Penn's independent registered public accounting firm regarding internal control over financial reporting. Mid Penn's internal control over financial reporting was not subject to attestation by Mid Penn's independent registered public accounting firm pursuant to rules of the Securities and Exchange Commission that permit Mid Penn to provide only management's report in this annual report.

/s/ Rory G. Ritrievi
Rory G. Ritrievi
President and
Chief Executive Officer

/s/ Kevin W. Laudenslager
Kevin W. Laudenslager
Vice President and
Treasurer

ITEM 9B. OTHER INFORMATION

None

MID PENN BANCORP, INC.

PART III

ITEM 10. DIRECTORS, EXECUTIVE OFFICERS AND CORPORATE GOVERNANCE

The information required by this Item, relating to directors, executive officers, and control persons is set forth under the captions “Executive Officers”, “Information Regarding Director Nominees and Continuing Directors”, “Section 16(a) Beneficial Ownership Reporting Compliance”, “Audit Committee Report”, and “Governance of the Corporation” in Mid Penn’s definitive proxy statement to be used in connection with the 2012 Annual Meeting of Shareholders, which pages are incorporated herein by reference.

The Corporation has adopted a Code of Ethics that applies to directors, officers and employees of the Corporation and the Bank. The Corporation amended the Code of Ethics twice in 2005 and a copy of the Code of Ethics is included as Exhibit 14 to the Form 8-K filed with the Securities and Exchange Commission on March 9, 2005. A request for the Corporation’s Code of Ethics can be made in writing to Kevin W. Laudenslager, 349 Union Street, Millersburg, PA 17061, by telephone at 717-692-2133, or through the Mid Penn website at www.midpennbank.com.

ITEM 11. EXECUTIVE COMPENSATION

The information required by this Item, relating to executive compensation, is set forth under the captions “Compensation Discussion and Analysis”, “Executive Compensation”, “Potential Payments Upon Termination or Change In Control”, “Information Regarding Director Nominees and Continuing Directors”, “Compensation Committee Report” and “Compensation Committee Interlocks and Insider Participation” of Mid Penn’s definitive proxy statement to be used in connection with the 2012 Annual Meeting of Shareholders, which pages are incorporated herein by reference.

ITEM 12. SECURITY OWNERSHIP OF CERTAIN BENEFICIAL OWNERS AND MANAGEMENT AND RELATED SHAREHOLDER MATTERS

The information required by this Item, relating to beneficial ownership of Mid Penn’s common stock, is set forth under the caption “Beneficial Ownership of Mid Penn Bancorp’s Stock Held By Principal Shareholders and Management” of Mid Penn’s definitive proxy statement to be used in connection with the 2012 Annual Meeting of Shareholders, which pages are incorporated herein by reference. Mid Penn does not maintain any equity compensation plans.

ITEM 13. CERTAIN RELATIONSHIPS AND RELATED TRANSACTIONS, AND DIRECTOR INDEPENDENCE

The information required by this Item, relating to transactions with management and others, certain business relationships and indebtedness of management, is set forth under the captions “Certain Relationships and Related Transactions” and “Governance of the Corporation” of Mid Penn’s definitive proxy statement to be used in connection with the 2012 Annual Meeting of Shareholders, which page is incorporated herein by reference.

ITEM 14. PRINCIPAL ACCOUNTING FEES AND SERVICES

The information required by this Item, relating to the fees and services provided by Mid Penn’s principal accountant, is set forth under the caption “Audit Committee Report” and “Proposal No. 3: Ratification of the Appointment of ParenteBeard, LLC as the Corporation’s Independent Registered Public Accounting firm for 2012” of Mid Penn’s definitive proxy statement to be used in connection with the 2012 Annual Meeting of Shareholders, which page is incorporated herein by reference.

MID PENN BANCORP, INC.

PART IV

ITEM 15. EXHIBITS AND FINANCIAL STATEMENT SCHEDULES

1. Financial statements are incorporated by reference in Part II, Item 8 hereof.
 - Report of Independent Registered Public Accounting Firm
 - Consolidated Balance Sheets
 - Consolidated Statements of Operations
 - Consolidated Statements of Changes in Shareholders' Equity
 - Consolidated Statements of Cash Flows
 - Notes to Consolidated Financial Statements
2. The financial statement schedules, required by Regulation S-X, are omitted because the information is either not applicable or is included elsewhere in the consolidated financial statements.
3. The following Exhibits are filed as part of this filing on Form 10-K, or incorporated by reference hereto:
 - 3(i) The Registrant's amended Articles of Incorporation. (Incorporated by reference to Exhibit 3(i) of Registrant's Quarterly Report on Form 10-Q filed with the Securities and Exchange Commission on May 11, 2009.)
 - 3(ii) Statement with Respect to Shares for Series A Preferred Stock. (Incorporated by reference to Exhibit 3.1 to Registrant's Current Report on Form 8-K as filed with the Securities and Exchange Commission on December 22, 2008.)
 - 3(iii) The Registrant's By-laws. (Incorporated by reference to Exhibit 3(ii) of Registrant's Current Report on Form 8-K filed with the Securities and Exchange Commission on August 30, 2010.)
 - 4.1 Warrants for Purchase of Shares of Common Stock. (Incorporated by reference to Exhibit 4.1 to Registrant's Current Report on Form 8-K as filed with the Securities and Exchange Commission on December 22, 2008.)
 - 10.1 Mid Penn Bank's Retirement Plan. (Incorporated by reference to Exhibit 10.1 of Registrant's Annual Report on form 10-K filed with the Securities and Exchange Commission on March 10, 2008.) *
 - 10.2 Mid Penn Bank's Employee Stock Ownership Plan. (Incorporated by reference to Exhibit 10.2 of Registrant's Annual Report on form 10-K filed with the Securities and Exchange Commission on March 10, 2008.) *
 - 10.3 The Registrant's Dividend Reinvestment Plan, as amended and restated. (Incorporated by reference to Registrant's Registration Statement on Form S-3, filed with the SEC on October 12, 2005.)
 - 10.4 Split Dollar Agreement between Mid Penn Bank and Eugene F. Shaffer. (Incorporated by reference to Registrant's Annual Report on Form 10-K filed with the SEC on March 14, 2005.) *
 - 10.5 Death Benefit Plan and Agreement between Mid Penn Bank and the Trustee of the Eugene F. Shaffer Irrevocable Trust. (Incorporated by reference to Registrant's Annual Report on Form 10-K filed with the SEC on March 14, 2005.) *
 - 10.6 Severance Agreement dated as of November 26, 2008 between Mid Penn Bank and Alan W. Dakey. (Incorporated by reference to Exhibit 10.1 to Registrant's Current Report on Form 8-K as filed with the Securities and Exchange Commission on December 1, 2008.) *
 - 10.7 Letter Agreement, dated as of December 19, 2008, Between Mid Penn Bancorp, Inc. and the United States Department of the Treasury, which includes the Securities Purchase Agreement – Standard Terms attached thereto, with respect to the issuance and sale of the Series A Preferred Stock and the Warrants. (Incorporated by reference to Exhibit 10.1 to Registrant's Current Report on Form 8-K as filed with the Securities and Exchange Commission on December 22, 2008.)
 - 11 Statement re: Computation of Per Share Earnings. (Incorporated by reference to Part II, Item 8 of this Annual Report on Form 10-K.)
 - 12 Statements re: Computation of Ratios. (Incorporated by reference to Part II, Item 8 of this Annual Report on Form 10-K.)
 - 14 The Registrant's Code of Ethics. (Incorporated by reference to Registrant's Form 8-K filed with the Securities and Exchange Commission on March 9, 2005.)

MID PENN BANCORP, INC.

- 21 Subsidiaries of Registrant.
 - 23 Consent of ParenteBeard LLC.
 - 31.1 Rule 13a-14(a)/15d-14(a) Certification of the Principal Executive Officer.
 - 31.2 Rule 13a-14(a)/15d-14(a) Certification of the Principal Financial Officer.
 - 32 Principal Executive and Financial Officer's §1350 Certifications.
 - 99.1 Listing of Mid-Atlantic Custom Peer Group Banks.
 - 99.2 Certification of Principal Executive Officer pursuant to the Economic Stabilization Act of 2008.
 - 99.3 Certification of Principal Financial Officer pursuant to the Economic Stabilization Act of 2008.
 - 101.LAB XBRL Taxonomy Extension Label Linkbase.
 - 101.PRE XBRL Taxonomy Extension Presentation Linkbase.
 - 101.INS XBRL Instance Document.
 - 101.SCH XBRL Taxonomy Extension Schema.
 - 101.CAL XBRL Taxonomy Extension Calculation Linkbase.
 - 101.DEF XBRL Taxonomy Extension Definition Linkbase.
-

* Denotes a management contract or compensatory plan or arrangement.

MID PENN BANCORP, INC.

SIGNATURES

Pursuant to the requirements of Section 12 of the Securities Exchange Act of 1934, the Registrant has duly caused this report to be signed on its behalf by the undersigned, thereunto duly authorized.

By: /s/ Rory G. Ritrievi
Rory G. Ritrievi
President and
Chief Executive Officer
(Principal Executive Officer)

Date: March 26, 2012

Pursuant to the requirements of the Securities Exchange Act of 1934, this report has been signed below by the following persons on behalf of the Registrant and in the capacities and on the dates indicated.

By: /s/ Rory G. Ritrievi March 26, 2012
Rory G. Ritrievi
President, Chief Executive Officer and
Director (Principal Executive Officer)

By: /s/ Kevin W. Laudenslager March 26, 2012
Kevin W. Laudenslager
Vice President, Treasurer
(Principal Financial Officer and Principal
Accounting Officer)

By: /s/ Robert A. Abel March 26, 2012
Robert A. Abel, Director

By: /s/ Steven T. Boyer March 26, 2012
Steven T. Boyer, Director

By: /s/ Jere M. Coxon March 26, 2012
Jere M. Coxon, Director

By: /s/ Matthew G. DeSoto March 26, 2012
Matthew G. DeSoto, Director

By: /s/ Robert C. Grubic March 26, 2012
Robert C. Grubic, Director

By: /s/ Gregory M. Kerwin March 26, 2012
Gregory M. Kerwin, Director

By: /s/ Theodore W. Mowery March 26, 2012
Theodore W. Mowery, Director

By: /s/ Donald E. Sauve March 26, 2012
Donald E. Sauve, Director

By: /s/ Edwin D. Schlegel March 26, 2012
Edwin D. Schlegel, Director

By: /s/ William A. Specht, III March 26, 2012
William A. Specht, Director

SUBSIDIARIES OF REGISTRANT

<u>Name</u>	<u>State of Incorporation</u>
Mid Penn Bank	Pennsylvania
Mid Penn Insurance Services, LLC	Pennsylvania

CONSENT OF INDEPENDENT REGISTERED PUBLIC ACCOUNTING FIRM

We hereby consent to the incorporation by reference in the Registration Statements on Form S-8 (Registration No. 333-170833) filed with the SEC on November 24, 2010, Form S-3/A (Registration No. 333-39341) filed with the SEC on October 7, 2005, Form S-3D (Registration No. 333-128958) filed with the SEC on October 12, 2005, and Form S-3 (Registration No. 333-156759) filed with the SEC on January 16, 2009 (effective February 4, 2009) of Mid Penn Bancorp, Inc. of our report dated March 26, 2012, relating to the consolidated financial statements which appears in the Annual Report on Form 10-K for the year ended December 31, 2011.

/s/ ParenteBeard LLC

ParenteBeard LLC
Harrisburg, Pennsylvania
March 26, 2012

CERTIFICATION

I, Rory G. Ritrievi, certify that:

1. I have reviewed this annual report on Form 10-K of Mid Penn Bancorp, Inc.;
2. Based on my knowledge, this report does not contain any untrue statement of a material fact or omit to state a material fact necessary to make the statements made, in light of the circumstances under which such statements were made, not misleading with respect to the period covered by this report.
3. Based on my knowledge, the financial statements, and other financial information included in this report, fairly present in all material respects the financial condition, results of operations and cash flows of the registrant as of, and for, the periods presented in this report.
4. The registrant's other certifying officer and I are responsible for establishing and maintaining disclosure controls and procedures (as defined in Exchange Act Rules 13a-15(e) and 15d-15(e)) and internal control over financial reporting (as defined in Exchange Act Rules 13a-15(f) and 15d-15(f)) for the registrant and have:
 - (a) Designed such disclosure controls and procedures, or caused such disclosure controls and procedures to be designed under our supervision, to ensure that material information relating to the registrant, including its consolidated subsidiaries, is made known to us by others within those entities, particularly during the period in which this report is being prepared;
 - (b) Designed such internal control over financial reporting, or caused such internal control over financial reporting to be designed under our supervision, to provide reasonable assurance regarding the reliability of financial reporting and the preparation of financial statements for external purposes in accordance with generally accepted accounting principles;
 - (c) Evaluated the effectiveness of the registrant's disclosure controls and procedures and presented in this report our conclusions about the effectiveness of the disclosure controls and procedures as of the end of the period covered by this report based on such evaluation; and
 - (d) Disclosed in this report any change in the registrant's internal control over financial reporting that occurred during the registrant's most recent fiscal quarter (the registrant's fourth fiscal quarter in the case of an annual report) that has materially affected, or is reasonably likely to materially affect, the registrant's internal control over financial reporting; and
5. The registrant's other certifying officer and I have disclosed, based on our most recent evaluation of internal control over financial reporting, to the registrant's auditors and the audit committee of the registrant's board of directors (or persons performing the equivalent functions):
 - (a) All significant deficiencies and material weaknesses in the design or operation of internal control over financial reporting which are reasonably likely to adversely affect the registrant's ability to record, process, summarize and report financial information; and
 - (b) Any fraud, whether or not material, that involves management or other employees who have a significant role in the registrant's internal control over financial reporting.

By /s/ Rory G. Ritrievi
President and CEO

Date: March 26, 2012

CERTIFICATION

I, Kevin W. Laudenslager, certify that:

1. I have reviewed this annual report on Form 10-K of Mid Penn Bancorp, Inc.;
2. Based on my knowledge, this report does not contain any untrue statement of a material fact or omit to state a material fact necessary to make the statements made, in light of the circumstances under which such statements were made, not misleading with respect to the period covered by this report.
3. Based on my knowledge, the financial statements, and other financial information included in this report, fairly present in all material respects the financial condition, results of operations and cash flows of the registrant as of, and for, the periods presented in this report.
4. The registrant's other certifying officer and I are responsible for establishing and maintaining disclosure controls and procedures (as defined in Exchange Act Rules 13a-15(e) and 15d-15(e)) and internal control over financial reporting (as defined in Exchange Act Rules 13a-15(f) and 15d-15(f)) for the registrant and have:
 - (a) Designed such disclosure controls and procedures, or caused such disclosure controls and procedures to be designed under our supervision, to ensure that material information relating to the registrant, including its consolidated subsidiaries, is made known to us by others within those entities, particularly during the period in which this report is being prepared;
 - (b) Designed such internal control over financial reporting, or caused such internal control over financial reporting to be designed under our supervision, to provide reasonable assurance regarding the reliability of financial reporting and the preparation of financial statements for external purposes in accordance with generally accepted accounting principles;
 - (c) Evaluated the effectiveness of the registrant's disclosure controls and procedures and presented in this report our conclusions about the effectiveness of the disclosure controls and procedures as of the end of the period covered by this report based on such evaluation; and
 - (d) Disclosed in this report any change in the registrant's internal control over financial reporting that occurred during the registrant's most recent fiscal quarter (the registrant's fourth fiscal quarter in the case of an annual report) that has materially affected, or is reasonably likely to materially affect, the registrant's internal control over financial reporting; and
5. The registrant's other certifying officer and I have disclosed, based on our most recent evaluation of internal control over financial reporting, to the registrant's auditors and the audit committee of the registrant's board of directors (or persons performing the equivalent functions):
 - (a) All significant deficiencies and material weaknesses in the design or operation of internal control over financial reporting which are reasonably likely to adversely affect the registrant's ability to record, process, summarize and report financial information; and
 - (b) Any fraud, whether or not material, that involves management or other employees who have a significant role in the registrant's internal control over financial reporting.

By /s/ Kevin W. Laudenslager
Vice President and Treasurer

Date: March 26, 2012

**CERTIFICATION OF PRINCIPAL EXECUTIVE OFFICER AND
PRINCIPAL FINANCIAL OFFICER
PURSUANT TO 18 U.S.C. SECTION 1350
AS ADDED BY SECTION 906 OF THE
SARBANES-OXLEY ACT OF 2002**

In connection with the annual report of Mid Penn Bancorp, Inc. (the "Corporation") on Form 10-K for the period ending December 31, 2011, as filed with the Securities and Exchange Commission on the date hereof (the "Report"), I, Rory G. Ritrievi, President and CEO, and I, Kevin W. Laudenslager, Treasurer, certify, pursuant to 18 U.S.C. Section 1350, as added pursuant to Section 906 of the Sarbanes-Oxley Act of 2002, that:

1. The Report fully complies with the requirements of Section 13(a) or 15(d) of the Securities Exchange Act of 1934.
2. To my knowledge, the information contained in the Report fairly presents, in all material respects the financial condition and results of operations of Mid Penn Bancorp, Inc. as of the dates and for the periods expressed in the Report.

By /s/ Rory G. Ritrievi
President and CEO

Date: March 26, 2012

By /s/ Kevin W. Laudenslager
Vice President and Treasurer

Date: March 26, 2012

Mid-Atlantic Custom Peer Group

<u>Company</u>	<u>City</u>	<u>State</u>	<u>Company</u>	<u>City</u>	<u>State</u>
1st Colonial Bancorp, Inc.	Collingswood	NJ	Elmer Bancorp, Inc.	Elmer	NJ
1st Constitution Bancorp	Cranbury	NJ	Embassy Bancorp, Inc.	Bethlehem	PA
1st Summit Bancorp of Johnstown, Inc.	Johnstown	PA	Emclair Financial Corp.	Emlenton	PA
Absecon Bancorp	Absecon	NJ	Empire National Bank	Islandia	NY
Adirondack Trust Company	Saratoga Springs	NY	ENB Financial Corp	Ephrata	PA
Allegheny Valley Bancorp, Inc.	Pittsburgh	PA	Enterprise Financial Services Group, Inc	Allison Park	PA
American Bank Incorporated	Allentown	PA	Enterprise National Bank N.J.	Kenilworth	NJ
AmeriServ Financial, Inc.	Johnstown	PA	ES Bancshares, Inc.	Newburgh	NY
Annapolis Bancorp, Inc.	Annapolis	MD	Evans Bancorp, Inc.	Hamburg	NY
Apollo Bancorp, Inc.	Apollo	PA	Farmers and Merchants Bank	Upperco	MD
Ballston Spa Bancorp, Inc.	Ballston Spa	NY	Fidelity D & D Bancorp, Inc.	Dunmore	PA
Bancorp of New Jersey, Inc.	Fort Lee	NJ	First Bank	Hamilton	NJ
Bank of Akron	Akron	NY	First Bank of Delaware	Wilmington	DE
Bank of Utica	Utica	NY	First Community Financial Corporation	Mifflintown	PA
BCSB Bancorp, Inc.	Baltimore	MD	First Keystone Corporation	Berwick	PA
Berkshire Bancorp Inc.	New York	NY	First National Bank of Groton	Groton	NY
Brunswick Bancorp	New Brunswick	NJ	First Resource Bank	Exton	PA
Calvin B. Taylor Bankshares, Inc.	Berlin	MD	Fleetwood Bank Corporation	Fleetwood	PA
Capital Bank of New Jersey	Vineland	NJ	FNB Bancorp, Inc.	Newtown	PA
Carrollton Bancorp	Columbia	MD	FNB Financial Corporation	Minersville	PA
CB Financial Services, Inc.	Carmichaels	PA	FNBPA Bancorp, Inc.	Port Allegany	PA
CBT Financial Corporation	Clearfield	PA	Franklin Financial Services Corporation	Chambersburg	PA
CCFNB Bancorp, Inc.	Bloomsburg	PA	Frederick County Bancorp, Inc.	Frederick	MD
Cecil Bancorp, Inc.	Elkton	MD	Glen Burnie Bancorp	Glen Burnie	MD
Chesapeake Bancorp	Chestertown	MD	Glenville Bank Holding Company, Inc.	Scotia	NY
Citizens Financial Services, Inc.	Mansfield	PA	GNB Financial Services, Inc.	Gratz	PA
Citizens National Bank of Meyersdale	Meyersdale	PA	Gotham Bank of New York	New York	NY
Clarion County Community Bank	Clarion	PA	Greater Hudson Bank, National Association	Middletown	NY
CommerceFirst Bancorp, Inc.	Annapolis	MD	Hamlin Bank and Trust Company	Smethport	PA
Commercial National Financial Corporation	Latrobe	PA	Harbor Bankshares Corporation	Baltimore	MD
Community Bank of Bergen County	Maywood	NJ	Harford Bank	Aberdeen	MD
Community Bankers' Corporation	Indiana	PA	Harvest Community Bank	Pennsville	NJ
Community First Bancorp, Inc.	Reynoldsville	PA	Herald National Bank	New York	NY
Community First Bank	Somerset	NJ	Highlands Bancorp, Inc.	Vernon	NJ
Community National Bank	Great Neck	NY	Hilltop Community Bancorp, Inc.	Summit	NJ
Community National Bank of Northwestern Penn	Albion	PA	Honat Bancorp, Inc.	Honesdale	PA
Community Partners Bancorp	Middletown	NJ	Hopewell Valley Community Bank	Pennington	NJ
Cornerstone Financial Corp.	Mount Laurel	NJ	Howard Bancorp, Inc.	Ellicott City	MD
Country Bank Holding Company, Inc.	New York	NY	IBW Financial Corporation	Washington	DC
County First Bank	La Plata	MD	Jeffersonville Bancorp	Jeffersonville	NY
Damascus Community Bank	Damascus	MD	Jonestown Bank and Trust Co.	Jonestown	PA
Delaware Bancshares, Inc.	Walton	NY	JTNB Bancorp, Inc.	Jim Thorpe	PA
Delhi Bank Corp.	Delhi	NY	Juniata Valley Financial Corp.	Mifflintown	PA
Delmar Bancorp	Salisbury	MD	Kinderhook Bank Corporation	Kinderhook	NY
Dimeco, Inc.	Honesdale	PA	Kish Bancorp, Inc.	Reedsville	PA
DNB Financial Corporation	Downingtown	PA	Landmark Bancorp, Inc.	Pittston	PA
Eagle National Bancorp, Inc.	Upper Darby	PA	Liberty Bell Bank	Marlton	NJ
Easton Bancorp, Inc.	Easton	MD	Luzerne National Bank Corporation	Luzerne	PA

Mid-Atlantic Custom Peer Group (continued)

<u>Company</u>	<u>City</u>	<u>State</u>	<u>Company</u>	<u>City</u>	<u>State</u>
Lyons Bancorp, Inc.	Lyons	NY	Turbotville National Bancorp, Inc.	Turbotville	PA
Madison National Bancorp Inc.	Hauppauge	NY	UNB Corporation	Mount Carmel	PA
Mainline Bancorp, Inc.	Ebensburg	PA	Union Bancorp, Inc.	Pottsville	PA
Manor Bank	Manor	PA	Unity Bancorp, Inc.	Clinton	NJ
Mars National Bank	Mars	PA	VSBCorp, Inc.	Staten Island	NY
Mauch Chunk Trust Financial Corp.	Jim Thorpe	PA	West Milton Bancorp, Inc.	West Milton	PA
Mid Penn Bancorp, Inc.	Millersburg	PA	Woodlands Financial Services Company	Williamsport	PA
Mifflinburg Bank & Trust Company	Mifflinburg	PA			
MNB Corporation	Bangor	PA			
Muncy Bank Financial, Inc.	Muncy	PA			
National Bank of Coxsackie	Coxsackie	NY			
National Capital Bank of Washington	Washington	DC			
Neffs Bancorp, Inc.	Neffs	PA			
New Jersey Community Bank	Freehold	NJ			
New Millennium Bank	New Brunswick	NJ			
New Tripoli Bancorp, Inc.	New Tripoli	PA			
New Windsor Bancorp, Inc.	New Windsor	MD			
Northumberland Bancorp	Northumberland	PA			
Norwood Financial Corp.	Honesdale	PA			
Old Line Bancshares, Inc.	Bowie	MD			
Orange County Bancorp, Inc.	Middletown	NY			
Parke Bancorp, Inc.	Sewell	NJ			
Pasack Bancorp, Inc.	Westwood	NJ			
Patapsco Bancorp, Inc.	Dundalk	MD			
Penn Bancshares, Inc.	Pennsville	NJ			
Penns Woods Bancorp, Inc.	Williamsport	PA			
Penseco Financial Services Corporation	Scranton	PA			
Peoples Bancorp, Inc.	Chestertown	MD			
Peoples Financial Services Corp.	Hallstead	PA			
Peoples Limited	Wyalusing	PA			
PSB Holding Corporation	Preston	MD			
Putnam County National Bank of Carmel	Carmel	NY			
QNB Corp.	Quakertown	PA			
Regal Bancorp, Inc.	Owings Mills	MD			
Republic First Bancorp, Inc.	Philadelphia	PA			
Rising Sun Bancorp	Rising Sun	MD			
Riverview Financial Corporation	Halifax	PA			
Royal Bancshares of Pennsylvania, Inc.	Narberth	PA			
Rumson-Fair Haven Bank & Trust Co.	Rumson	NJ			
Scottdale Bank & Trust Company	Scottdale	PA			
Shore Community Bank	Toms River	NJ			
Solvay Bank Corporation	Solvay	NY			
Somerset Hills Bancorp	Bernardsville	NJ			
Somerset Trust Holding Company	Somerset	PA			
Steuben Trust Corporation	Hornell	NY			
Stewardship Financial Corporation	Midland Park	NJ			
Sussex Bancorp	Franklin	NJ			
Tri-County Financial Corporation	Waldorf	MD			

I, Rory G. Ritrievi, certify, based on my knowledge, that:

(i) The compensation committee of Mid Penn Bancorp, Inc. has discussed, reviewed, and evaluated with senior risk officer at least every six months during any part of the most recently completed fiscal year that was a TARP period (the applicable period), the senior executive officer (SEO) compensation plans and the employee compensation plans and the risks these plans pose to Mid Penn Bancorp, Inc.;

(ii) The compensation committee of Mid Penn Bancorp, Inc. has identified and limited during the applicable period any features of the SEO compensation plans that could lead SEOs to take unnecessary and excessive risks that could threaten the value of Mid Penn Bancorp, Inc., and identified any features of the employee compensation plans that pose risks to Mid Penn Bancorp, Inc. and has limited those features to ensure that Mid Penn Bancorp, Inc. is not unnecessarily exposed to risks;

(iii) The compensation committee has reviewed, at least every six months during the applicable period, the terms of each employee compensation plan and identified any features of the plan that could encourage the manipulation of reported earnings of Mid Penn Bancorp, Inc. to enhance the compensation of an employee, and has limited those features that would encourage the manipulation of reported earnings of Mid Penn Bancorp, Inc.;

(iv) The compensation committee of Mid Penn Bancorp, Inc. will certify to the reviews of the SEO compensation plans and employee compensation plans required under (i) and (iii) above;

(v) The compensation committee of Mid Penn Bancorp, Inc. will provide a narrative description of how it limited during the applicable period the features in (A) SEO compensation plans that could lead SEOs to take unnecessary and excessive risks that could threaten the value of Mid Penn Bancorp, Inc.; (B) Employee compensation plans that unnecessarily expose Mid Penn Bancorp, Inc. to risks; and (C) Employee compensation plans that could encourage the manipulation of reported earnings of Mid Penn Bancorp, Inc. to enhance the compensation of an employee;

(vi) Mid Penn Bancorp, Inc. has required that bonus payments, as defined in the regulations and guidance established under section 111 of EESA (bonus payments), of the SEOs and twenty next most highly compensated employees be subject to a recovery or “clawback” provision during any part of the most recently completed fiscal year that was a TARP period if the bonus payments were based on materially inaccurate financial statements or any other materially inaccurate performance metric criteria;

(vii) Mid Penn Bancorp, Inc. has prohibited any golden parachute payment, as defined in the regulations and guidance established under section 111 of EESA, to an SEO or any of the next five most highly compensated employees during the applicable period.

(viii) Mid Penn Bancorp, Inc. has limited bonus payments to its applicable employees in accordance with section 111 of EESA and the regulations and guidance established thereunder during the applicable period;

(ix) Mid Penn Bancorp, Inc. and its employees have complied with the excessive or luxury expenditures policy, as defined in the regulations and guidance established under section 111 of EESA, during the applicable period; and any expenses requiring approval of the board of directors, a committee of the board of directors, an SEO, or an executive officer with a similar level of responsibility, were properly approved;

(x) Mid Penn Bancorp, Inc. will permit a non-binding shareholder resolution in compliance with any applicable Federal securities rules and regulations on the disclosures provided under the Federal securities laws related to SEO compensation paid or accrued during the applicable period;

(xi) Mid Penn Bancorp, Inc. will disclose the amount, nature, and justification for the offering during the applicable period of any perquisites, as defined in the regulations and guidance established under section 111 of EESA, whose total value exceeds \$25,000 for any employee who is subject to the bonus payment limitations identified in paragraph (viii);

(xii) Mid Penn Bancorp, Inc. will disclose whether Mid Penn Bancorp, Inc., the board of directors of Mid Penn Bancorp, Inc., or the compensation committee of Mid Penn Bancorp, Inc. has engaged during the applicable period, a compensation consultant; and the services the compensation consultant or any affiliate of the compensation consultant provided during this period;

(xiii) Mid Penn Bancorp, Inc. has prohibited the payment of any gross-ups, as defined in the regulations and guidance established under section 111 of EESA, to the SEOs and the next twenty most highly compensated employees during the applicable period;

(xiv) Mid Penn Bancorp, Inc. has substantially complied with all other requirements related to employee compensation that are provided in the agreement between Mid Penn Bancorp, Inc. and Treasury, including any amendments;

(xv) Mid Penn Bancorp, Inc. has submitted to Treasury a complete and accurate list of the SEOs and the twenty next most highly compensated employees for the current fiscal year and the most recently completed fiscal year, with the non-SEOs ranked in descending order of level of annual compensation, and with the name, title, and employer of each SEO and most highly compensated employee identified; and

(xvi) I understand that a knowing and willful false or fraudulent statement made in connection with this certification may be punished by fine, imprisonment, or both.

Signed: /s/ Rory G. Ritrievi
Rory G. Ritrievi

Date: March 26, 2012

I, Kevin W. Laudenslager, certify, based on my knowledge, that:

(i) The compensation committee of Mid Penn Bancorp, Inc. has discussed, reviewed, and evaluated with senior risk officer at least every six months during any part of the most recently completed fiscal year that was a TARP period (the applicable period), the senior executive officer (SEO) compensation plans and the employee compensation plans and the risks these plans pose to Mid Penn Bancorp, Inc.;

(ii) The compensation committee of Mid Penn Bancorp, Inc. has identified and limited during the applicable period any features of the SEO compensation plans that could lead SEOs to take unnecessary and excessive risks that could threaten the value of Mid Penn Bancorp, Inc., and identified any features of the employee compensation plans that pose risks to Mid Penn Bancorp, Inc. and has limited those features to ensure that Mid Penn Bancorp, Inc. is not unnecessarily exposed to risks;

(iii) The compensation committee has reviewed, at least every six months during the applicable period, the terms of each employee compensation plan and identified any features of the plan that could encourage the manipulation of reported earnings of Mid Penn Bancorp, Inc. to enhance the compensation of an employee, and has limited those features that would encourage the manipulation of reported earnings of Mid Penn Bancorp, Inc.;

(iv) The compensation committee of Mid Penn Bancorp, Inc. will certify to the reviews of the SEO compensation plans and employee compensation plans required under (i) and (iii) above;

(v) The compensation committee of Mid Penn Bancorp, Inc. will provide a narrative description of how it limited during the applicable period the features in (A) SEO compensation plans that could lead SEOs to take unnecessary and excessive risks that could threaten the value of Mid Penn Bancorp, Inc.; (B) Employee compensation plans that unnecessarily expose Mid Penn Bancorp, Inc. to risks; and (C) Employee compensation plans that could encourage the manipulation of reported earnings of Mid Penn Bancorp, Inc. to enhance the compensation of an employee;

(vi) Mid Penn Bancorp, Inc. has required that bonus payments, as defined in the regulations and guidance established under section 111 of EESA (bonus payments), of the SEOs and twenty next most highly compensated employees be subject to a recovery or “clawback” provision during any part of the most recently completed fiscal year that was a TARP period if the bonus payments were based on materially inaccurate financial statements or any other materially inaccurate performance metric criteria;

(vii) Mid Penn Bancorp, Inc. has prohibited any golden parachute payment, as defined in the regulations and guidance established under section 111 of EESA, to an SEO or any of the next five most highly compensated employees during the applicable period.

(viii) Mid Penn Bancorp, Inc. has limited bonus payments to its applicable employees in accordance with section 111 of EESA and the regulations and guidance established thereunder during the applicable period;

(ix) Mid Penn Bancorp, Inc. and its employees have complied with the excessive or luxury expenditures policy, as defined in the regulations and guidance established under section 111 of EESA, during the applicable period; and any expenses requiring approval of the board of directors, a committee of the board of directors, an SEO, or an executive officer with a similar level of responsibility, were properly approved;

(x) Mid Penn Bancorp, Inc. will permit a non-binding shareholder resolution in compliance with any applicable Federal securities rules and regulations on the disclosures provided under the Federal securities laws related to SEO compensation paid or accrued during the applicable period;

(xi) Mid Penn Bancorp, Inc. will disclose the amount, nature, and justification for the offering during the applicable period of any perquisites, as defined in the regulations and guidance established under section 111 of EESA, whose total value exceeds \$25,000 for any employee who is subject to the bonus payment limitations identified in paragraph (viii);

(xii) Mid Penn Bancorp, Inc. will disclose whether Mid Penn Bancorp, Inc., the board of directors of Mid Penn Bancorp, Inc., or the compensation committee of Mid Penn Bancorp, Inc. has engaged during the applicable period, a compensation consultant; and the services the compensation consultant or any affiliate of the compensation consultant provided during this period;

(xiii) Mid Penn Bancorp, Inc. has prohibited the payment of any gross-ups, as defined in the regulations and guidance established under section 111 of EESA, to the SEOs and the next twenty most highly compensated employees during the applicable period;

(xiv) Mid Penn Bancorp, Inc. has substantially complied with all other requirements related to employee compensation that are provided in the agreement between Mid Penn Bancorp, Inc. and Treasury, including any amendments;

(xv) Mid Penn Bancorp, Inc. has submitted to Treasury a complete and accurate list of the SEOs and the twenty next most highly compensated employees for the current fiscal year and the most recently completed fiscal year, with the non-SEOs ranked in descending order of level of annual compensation, and with the name, title, and employer of each SEO and most highly compensated employee identified; and

(xvi) I understand that a knowing and willful false or fraudulent statement made in connection with this certification may be punished by fine, imprisonment, or both.

Signed: /s/ Kevin W. Laudenslager
Kevin W. Laudenslager

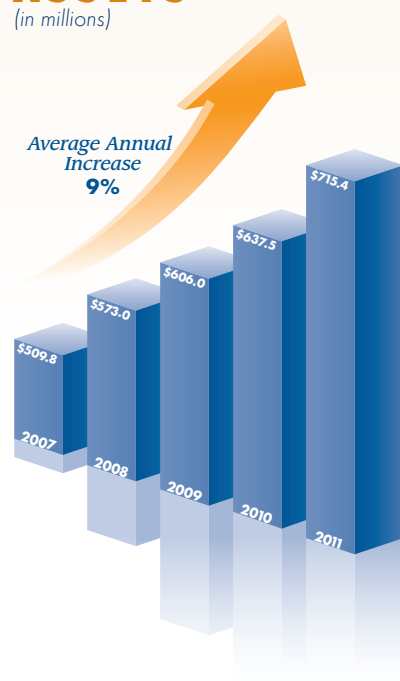
Date: March 26, 2012

FINANCIAL HIGHLIGHTS as of and for the year ended December 31,
(Dollars in thousands, except per share data)

	2011	2010	Change
Total Assets	\$715,383	\$637,457	12.2%
Total Deposits	634,055	554,982	14.2%
Net Loans and Leases	475,945	460,674	3.3%
Total Investments and Interest Bearing Time Deposits with Other Financial Institutions	186,520	125,743	48.3%
Shareholders' Equity	53,452	48,201	10.9%
Net Income Available to Common Shareholders	4,029	2,234	80.3%
Earnings Per Share (Basic)	1.16	0.64	81.3%
Earnings Per Share (Fully Diluted)	1.16	0.64	81.3%
Cash Dividends	0.20	-	n/a
Book Value Per Common Share	12.47	10.98	13.6%
Tangible Book Value Per Common Share	12.10	10.58	14.4%
Return on Average Shareholders' Equity	8.96%	5.71%	56.9%
Return on Average Assets	0.66%	0.44%	50.0%
Net Interest Margin	3.52%	3.47%	1.4%
Nonperforming Assets to Total Assets	1.86%	3.16%	41.1%

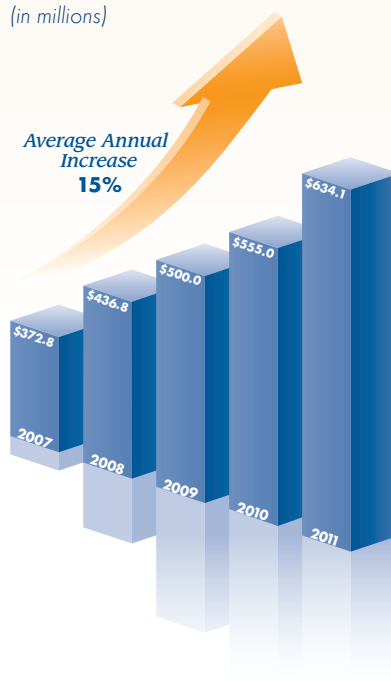
TOTAL ASSETS

(in millions)



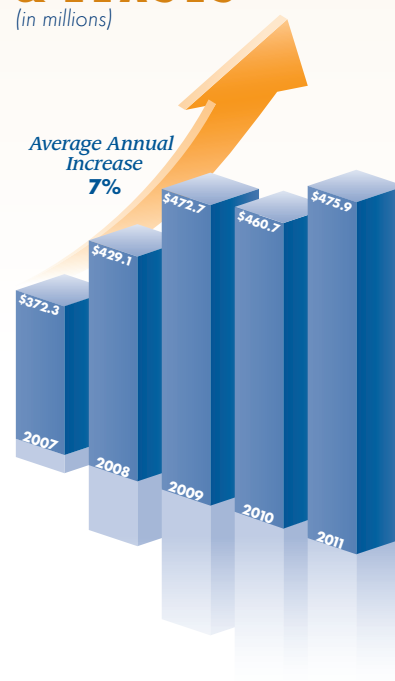
TOTAL DEPOSITS

(in millions)



NET LOANS & LEASES

(in millions)





MID PENN BANCORP^{INC.}

349 Union Street • Millersburg, PA 17061
1-866-642-7736
midpennbank.com

BOARD OF DIRECTORS

Edwin D. Schlegel , Chairman	Gregory M. Kerwin
Robert C. Grubic , Vice Chairman	Theodore W. Mowery
Robert A. Abel	Rory G. Ritrievi
Steven T. Boyer	Donald E. Sauve
Jere M. Coxon	William A. Specht, III
Matthew G. DeSoto	

SENIOR MANAGEMENT

Rory G. Ritrievi President and Chief Executive Officer	John F. Lydic Chief Retail Officer
Kevin W. Laudenslager Chief Operating Officer	Daniel J. Madio II Director of Trust and Wealth Management
Edward P. Williams Chief Financial Officer	Scott W. Micklewright Chief Lending Officer
Becky M. Bacher BSA/Security Officer	Terrence M. Monteverde Chief Credit Officer
Amy M. Barnett Compliance Officer	Janna L. Passamonte Operations Officer
Roberta A. Hoffman Director of Human Resources	Cindy L. Wetzel Corporate Secretary
Ernest P. Kemper Jr. Chief Information Officer	

INVESTOR RELATIONS

Exchange: NASDAQ Symbol: MPB	Cindy L. Wetzel Corporate Secretary cindy.wetzel@midpennbank.com
---------------------------------	---

Our Mission

To be the community bank of choice throughout Central Pennsylvania for customers, investors and employees.